
UNIVERSITY OF WISCONSIN -- MADISON

CAMPUS-WIDE STUDY ABROAD DATA REPORT



ACADEMIC YEAR 2001-02 & SUMMER 2002

COMPILED BY:
International Academic Programs
Office of International Studies and Programs
University of Wisconsin-Madison
261 Bascom Hall
500 Lincoln Drive, Madison, WI 53706
(608) 262-2851

Executive Summary

- The number of UW-Madison students studying abroad in 2001-02 for UW-Madison credit on programs offered through the Schools of Business, Engineering, Law, Education, Medicine, Nursing, CALS, the International Institute and International Academic Programs, increased 7.3% over the number in 2000-01 to 1033 students. An additional 307 UW-Madison students studied abroad on non-UW-Madison programs and received transfer credit in 2001-02, for a total of 1340 UW-Madison students.
- UW-Madison was ranked eighth among the leading research institutions by total number of study abroad students for the academic year 2000-01, following Michigan State University (1,835), University of Texas at Austin (1,633), New York University (1,471), Florida State University (1,464), University of Illinois at Urbana-Champaign (1,369), University of North Carolina at Chapel Hill (1,286), and Indiana University at Bloomington (1,262). A total of 143,590 US students studied abroad in 2000-01 according to the Institute of International Education's *Open Doors 2000-01*— a 10.9% increase from the previous year.
- UW-Madison programs attracted a greater proportion of female (66.6%) to male (33.4%) participants compared with the UW-Madison campus proportion of 53.3% female to 46.7% male. However, the ratio was similar to data on all US study abroad participants according to the latest Institute of International Education (IIE) figures as reported in *Open Doors 2000-01* (65% female to 35% male).
- UW-Madison students received credit for courses offered in over 50 countries on six continents. Consistent with national trends, Europe continues to be the most popular study abroad destination for UW-Madison students, accounting for 65% of all UW-Madison study abroad participants. In 2001-02 UW-Madison sent a greater proportion of total participants to Europe, Latin America, Oceania and Africa than the national averages reported by the Institute of International Education for these regions in 2000-01. Please refer to Appendix I for a list of study abroad destinations of UW-Madison students by country and region.
- The percentage of UW-Madison students on year-long programs (14.9%) continues to be greater than the proportion of students nationally on year-long programs (7.9%), according to *Open Doors 2000-01*. Unlike many of the top ranking institutions that have high numbers of study abroad participants due to large enrollments in short term programs, the UW sends most students abroad for one or two full terms during the academic year. Campus wide, 59.9% of students abroad participated for one full term in 2001-02, compared to the 2000-01 national average of 38.5%.
- A total of 91 study abroad participants received State-funded need-based state grants of between \$500 and \$2000 each to help subsidize their costs while overseas. A total amount of \$170,000 was distributed during the Academic Year 2001-02 as follows: 71 students on programs administered by International Academic Programs received a total of \$133,013; 13 students participating on School of Business programs received a total of \$22,987; 6 students participating on School of Engineering programs received a total of \$12,000, and one student on an Education program received \$2000.

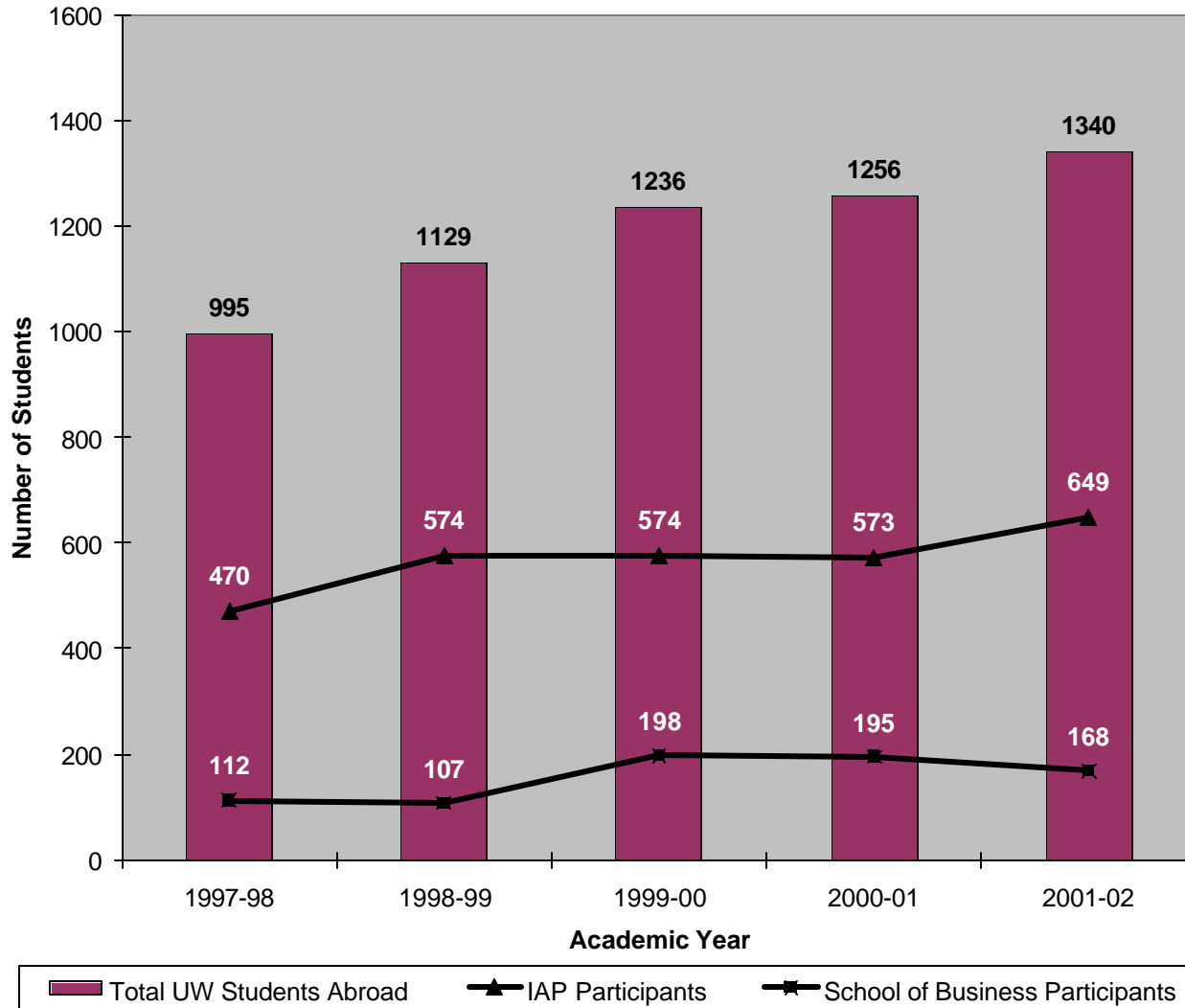
Definitions

Administering Unit – the UW-Madison department, school, or unit organizing the posting for coursework completed while abroad. Included in this report are the following administrative units: International Academic Programs (IAP), School of Business, College of Engineering, Medical School, Law School, School of Education, School of Nursing, Institute for Environmental Studies, College of Agriculture and Life Sciences, the International Institute (which includes Global Studies) and L&S (which includes programs administered by the History Department and by French and Italian).

International Residency Credit Programs – includes all study abroad programs operated by a UW-Madison Administering Unit.

Independent Programs – includes any non-UW-Madison program for which a matriculated UW-Madison student received credit toward their degree upon completion of the program. This credit is posted as transfer credit through the Office of Admissions.

UW-Madison Degree Seeking Students Studying Abroad by Academic Year



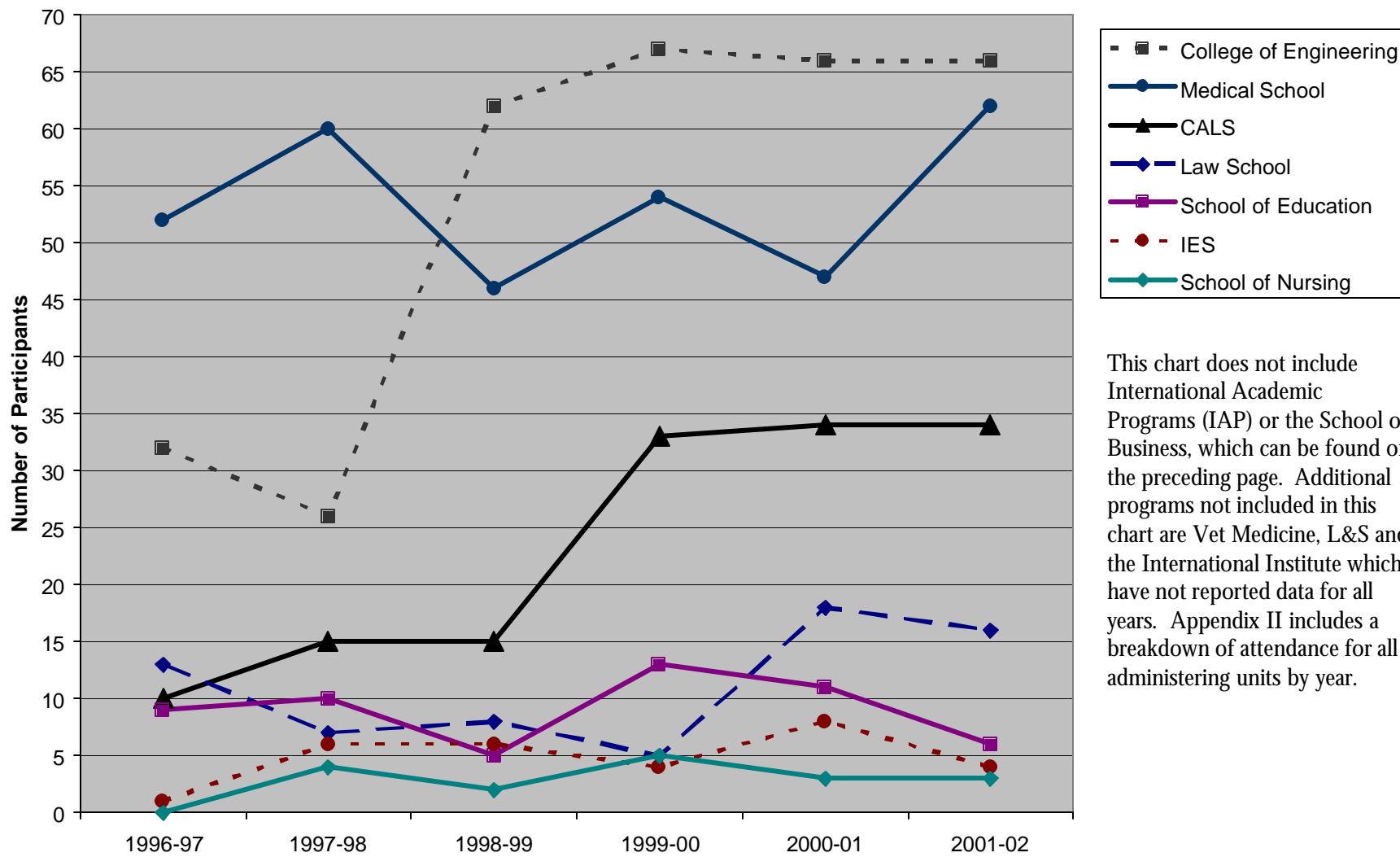
Data include UW-Madison students participating in IRC Programs as well as degree-seeking students who participate on Independent Programs and bring back transfer credit.

The triangle line indicates the number of students who have participated and received credit through International Academic Programs, the unit serving the most UW-Madison students who study abroad. Since 1985, IAP has doubled the number of programs from 36 to over 70, and has more than doubled annual participation to nearly 700 students each year, including "Special" students. A total of 10,291 students have been served by IAP since its first programs in 1961-62.

The School of Business is the second largest sender of study abroad students and is also represented on this chart.

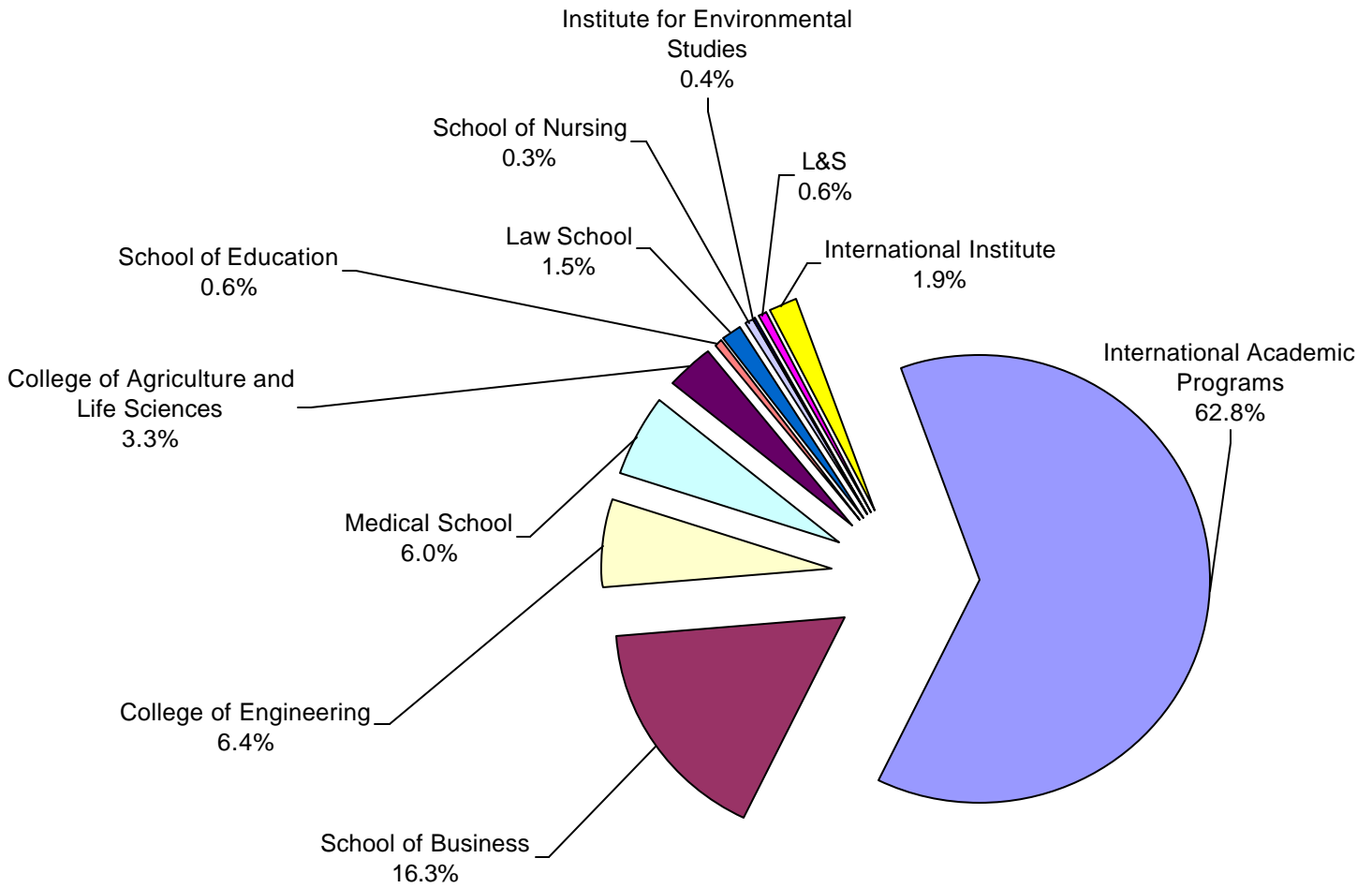
For a look at growth of other UW-Madison study abroad programs, please refer to page 4 of this report.

Growth of Major International Residency Credit Programs



This chart does not include International Academic Programs (IAP) or the School of Business, which can be found on the preceding page. Additional programs not included in this chart are Vet Medicine, L&S and the International Institute which have not reported data for all years. Appendix II includes a breakdown of attendance for all administering units by year.

Participation on International Residence Credit Programs by Administrative Units



International Residence Credit Programs	2000-01	2001-02	% Change
International Academic Programs	573	649	13.3%
School of Business	195	168	-13.8%
College of Engineering	66	66	0.0%
Medical School	47	62	31.9%
International Institute	4	20	400.0%
Law School	18	15	-16.7%
College of Agriculture and Life Sciences	34	34	0.0%
L&S	4	6	50.0%
School of Education	11	6	-45.5%
Institute for Environmental Studies	8	4	-50.0%
School of Nursing*	3	3	0.0%
TOTAL**	963	1033	7.3%

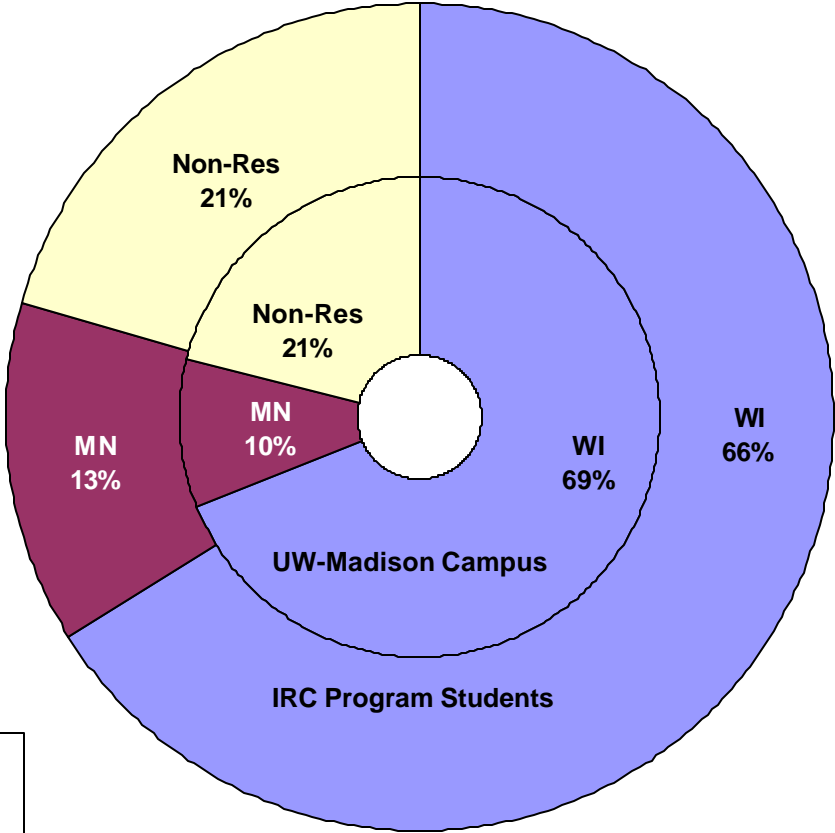
* One Nursing student went on a study abroad program summer 2001, but is receiving credit for the program in Fall 2001. She is counted in the 2000-01 numbers for this data report.

** Totals do not include students on Independent programs, which included 293 students in 2000-01 and 307 students in 2001-02. These students received transfer credit.

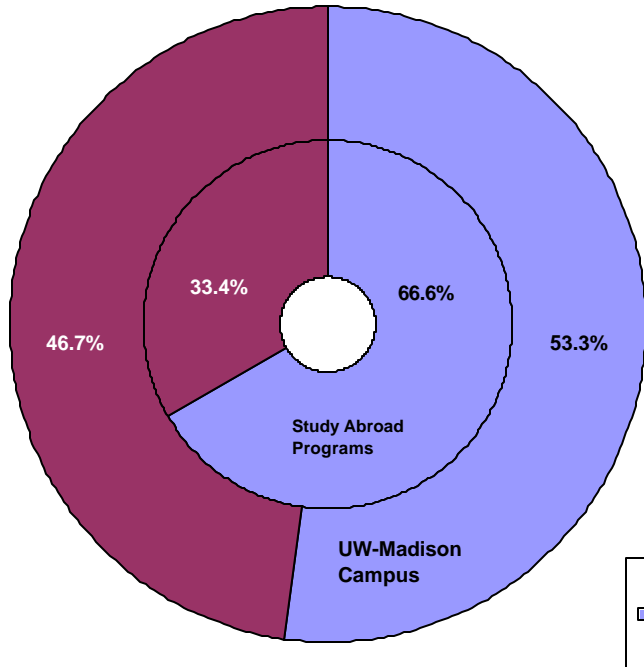
International Residency Credit Program Participation by Residency

Residency

The proportion of UW-Madison students from Wisconsin participating in International Residency Credit (IRC) Programs was slightly lower during AY 2001-02 than the overall proportion of Wisconsin residents on the UW-Madison campus. (Source of UW-Madison data: Registrar's Enrollment Report 2001-02). This chart does not include students participating on Independent Programs.

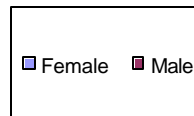


All Study Abroad Programs by Gender

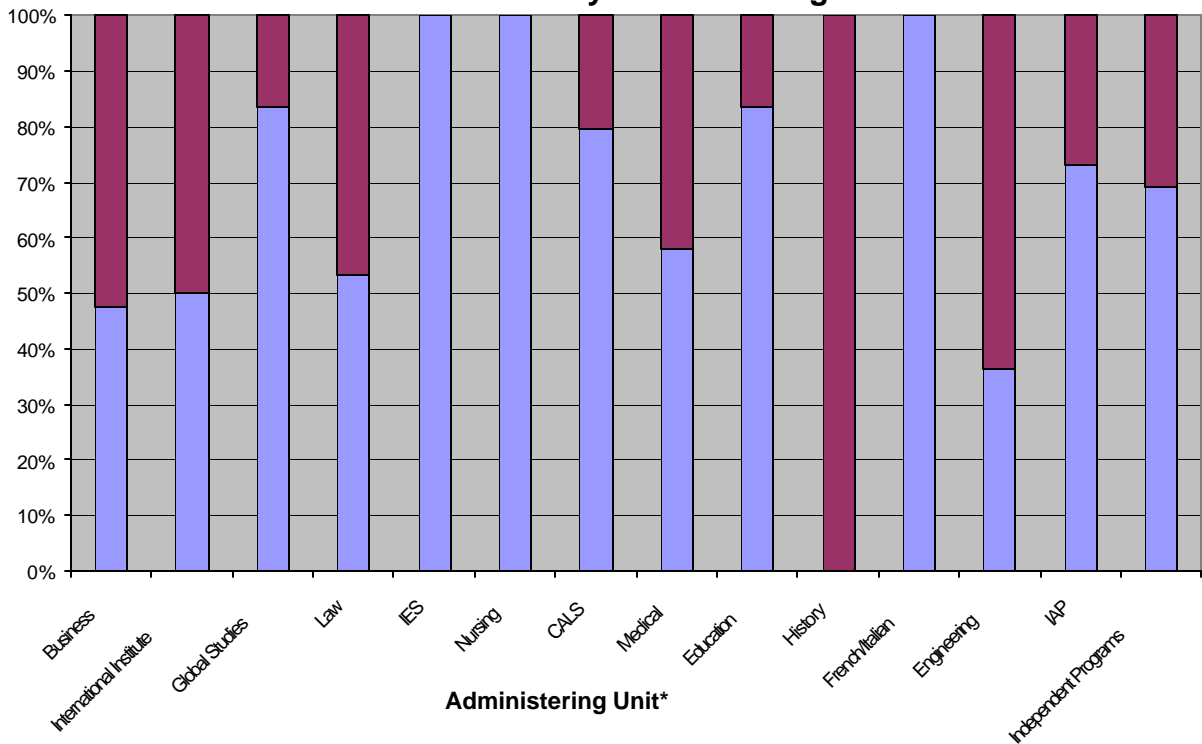


Gender

A greater proportion of female students (66.6%) studied abroad in 2001-02 compared with the UW-Madison campus proportion of 53.3% female to 46.7% male. The study abroad ratio, however, is similar to national data on study abroad participants according to the latest Institute of International Education (IIE) figures as reported in *Open Doors 2000-01* (65% female to 35% male).

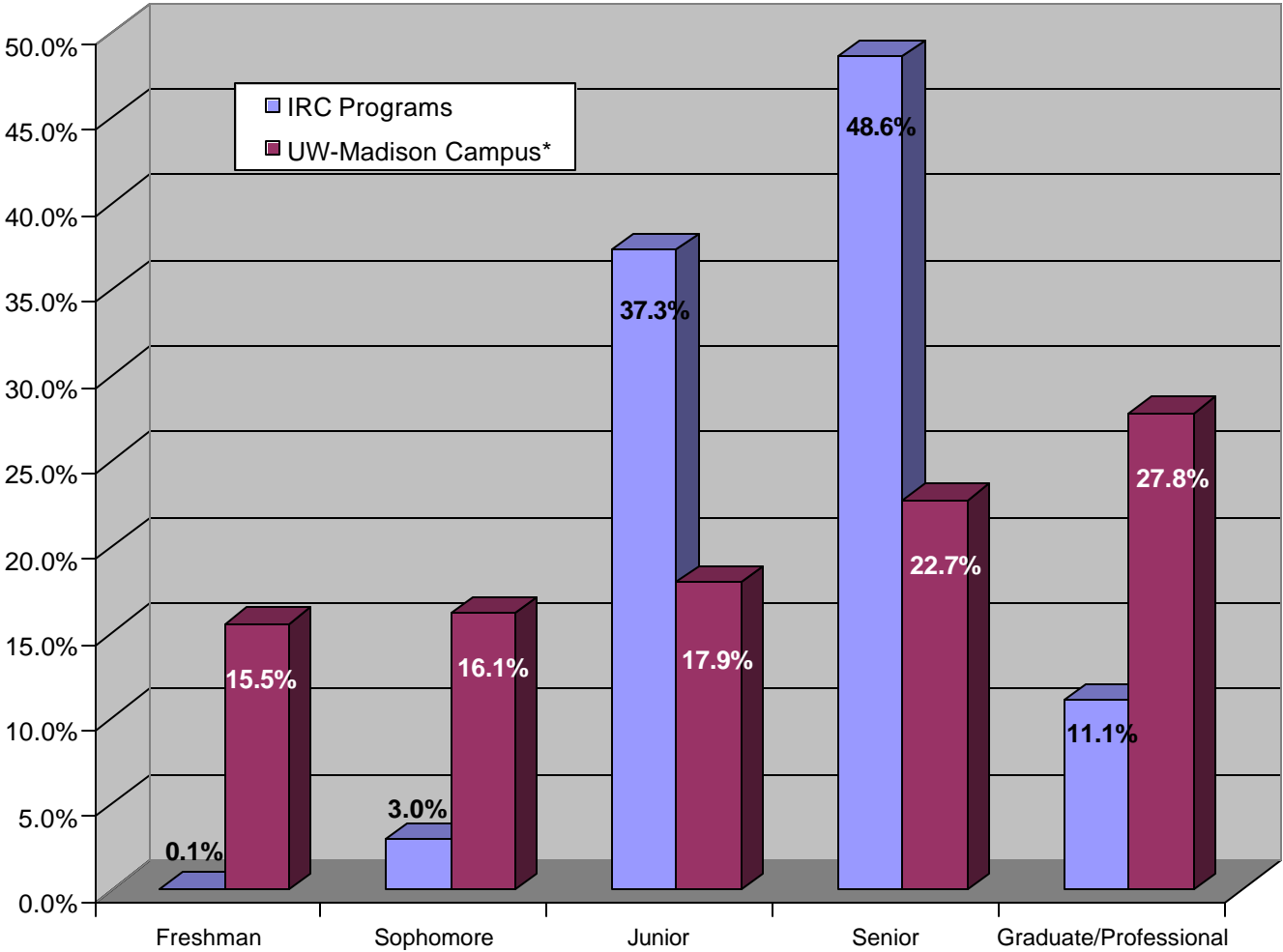


Gender Breakdown by Administering Unit



* For the purposes of this chart, two Administering Units -- International Institute and L&S -- have been broken down by organizing programs. In the rest of this report, L&S includes both the History Department and French and Italian, and the International Institute includes Global Studies.

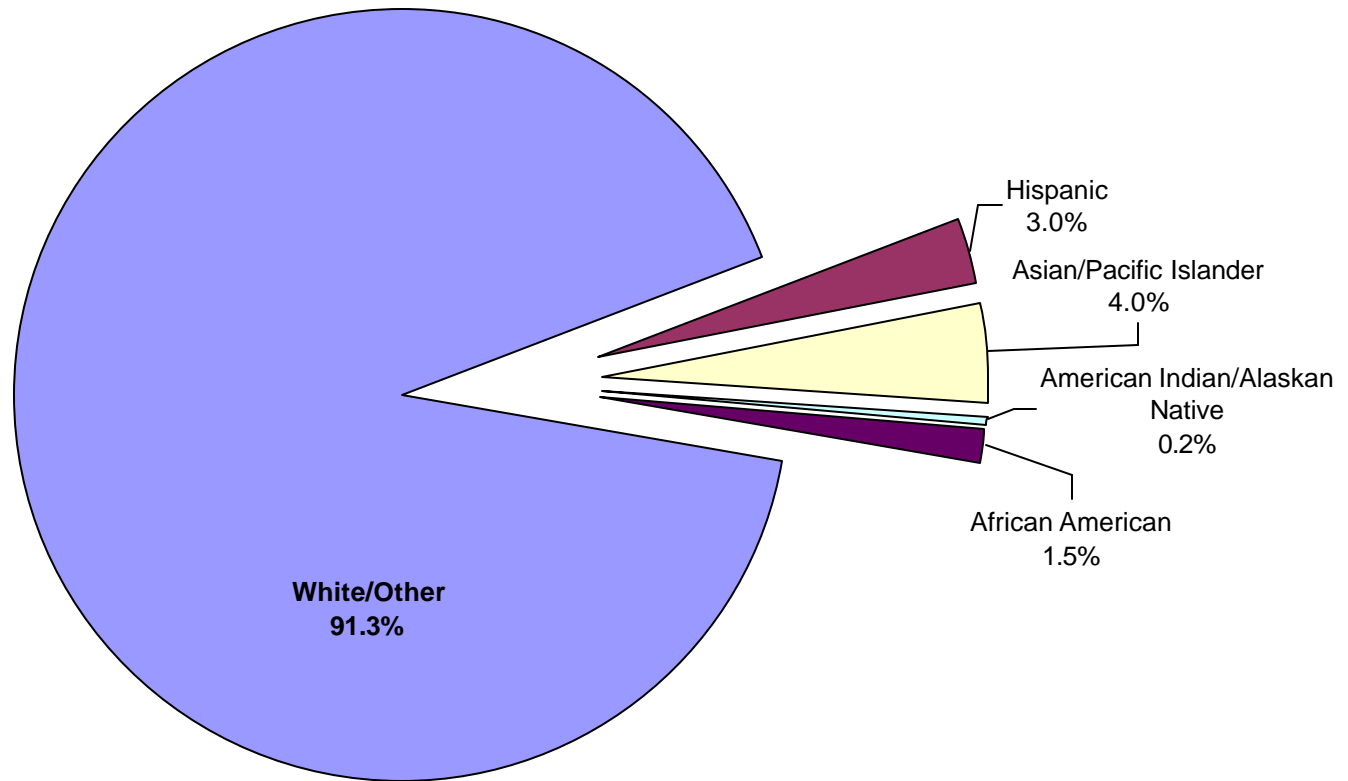
International Residency Credit (IRC) Programs by Academic Level



The greatest proportion of study abroad participants in 2001-02 were Juniors and Seniors, with approximately 20% of all students studying abroad during the course of their undergraduate careers. It is not surprising that there are fewer Freshmen and Sophomores studying abroad since many programs require at least Sophomore status and/or advanced language proficiency. Also, the designation of a student's academic level during their term abroad is based on credits accrued prior to that term, so many students classified as seniors may only be in their third year of study at the university.

*UW-Madison Campus proportions are from Data Digest 2001-02 and are based on all fall semester 2001 enrollments.

International Residency Credit Program Participation by Ethnic Group



Ethnic Group	UW-Madison Credit Programs	UW-Madison Campus*	National Average (Open Doors 2000-01)**
White/Other	91.3%	90.0%	82.0%
Hispanic	3.0%	2.6%	5.3%
Asian/Pacific Islander	4.0%	4.4%	5.3%
American Indian/Alaskan Native	0.2%	0.6%	0.5%
African American	1.5%	2.4%	3.4%

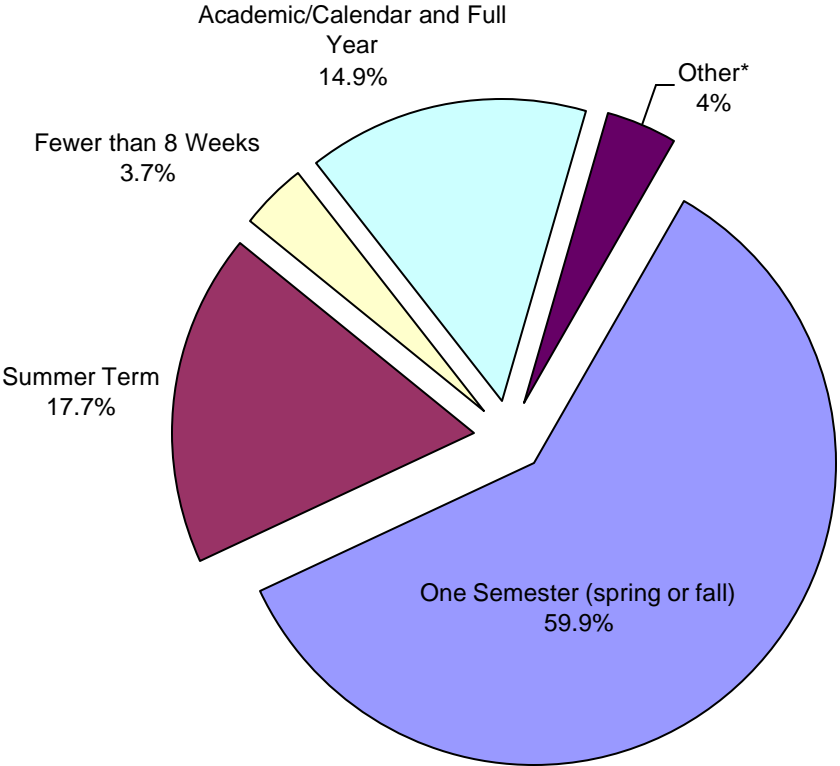
* Source: Registrar's Enrollment Report 2001-02

** National Data for 2001-02 is not available, so for the purposes of this comparison, national data for 2000-01 is being used.

Study Abroad Participation on All Programs by Duration

* "Other" for all UW-Madison study abroad participants on the chart to the right includes those on short-term programs usually between one and six weeks, during the academic year, or between the fall and spring terms. It also includes 4th year extramural programs through the Medical School, which range from two to six weeks during the calendar year.

** For the purpose of comparison, "other" on the National Data chart below, includes all students participating on programs of one or two quarter duration, as well as "other" durations not accounted for already.



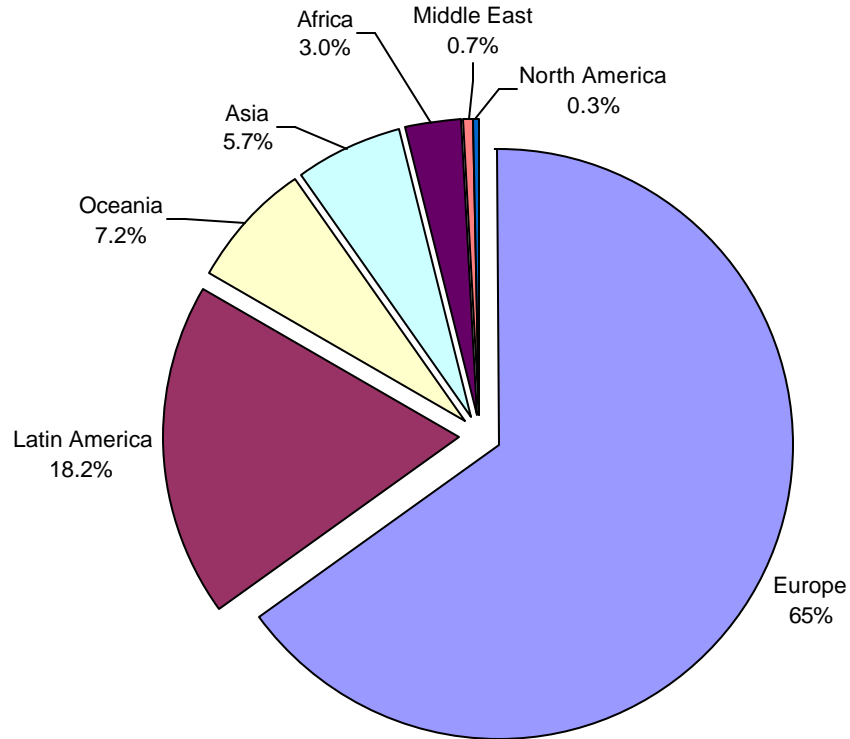
Duration	UW-Madison	Open Doors 2000-01
One Semester (spring or fall)	59.9%	38.5%
Summer Term	17.7%	33.7%
Fewer than 8 Weeks	3.7%	7.4%
Academic/Calendar and Full Year	14.9%	7.9%
Other**	4.0%	7.9%

The total for UW-Madison is 100.1% due to rounding.

Participation on All Programs by Destination 2001-02

UW-Madison Study Abroad Participation

Europe remains the most popular campus-wide study abroad region attracting 65% of study abroad students. Latin America is second with 18.2%. UW-Madison sends proportionally more students to Europe, Latin America, Oceania and Africa than the national average. See Appendix I for a breakdown of what regions and countries students studied in.



Region	UW-Madison Programs 2001-02	National Data 2000-01*
Europe	65.0%	63.1%
Latin America	18.2%	14.5%
Oceania	7.2%	6.0%
Asia	5.7%	6.0%
Africa	3.0%	2.9%
Middle East	0.7%	1.1%
North America	0.3%	0.7%

(*Source of data is Open Doors, Institute of International Education)

Because national data for 2001-02 is not available, for the purposes of this comparison, 2000-01 data is being used.

APPENDIX I: GROWTH OF IAP PROGRAM SITES 1961-2002

Program Start	Program End	Program
1961	1972	India, New Delhi
1962		France, Aix-en-Provence
1962		India, Varanasi
1963		India, Vishakhapatnam/Hyderabad
1964		Germany, Freiburg
1966		England, Warwick
1969		Germany, Bonn/Bonn Intensive
1969		Italy, Bologna
1970		Spain, Madrid
1974		Nepal, Kathmandu
1976		France, Paris Critical Studies (CIEE)
1976		India, Madurai
1977	1998	France, Rennes (CIEE)
1977		Spain, Seville (CIEE)
1978	1999	Brazil, São Paulo (CIEE)
1978		Israel, Jerusalem (Hebrew University)
1980		Canada, Quebec (CIC)
1982	1998	China, Beijing (IES/IAS)
1982		Italy, Florence
1982		Italy, Florence (summer/AESOP)
1983	1998	Norway, Tromso
1983	1994	Sweden, Linkoping
1983		Thailand, Chiang Mai
1986	1998	Germany, Giessen
1986		Hungary, Budapest (University of California)
1988		Denmark, Copenhagen
1988	1998	Denmark, Copenhagen (DIS)
1988		Mexico, Guanajuato (CIC)
1988	1996	Peru, Lima
1988	1995	Sierra Leone, Freetown
Program Start	Program End	Program
1989	1996	Germany, Frankfurt
1989		Russia, Moscow (ACTR)
1989	1998	Russia, St. Petersburg (CIEE)
1989		The Netherlands, Utrecht
1989	1992	Togo, Lome
1990	1993	Israel, Caesarea Maritima
1990		Japan, Nagoya
1990		Japan, Tokyo (Sophia University)

1990		Mexico, Oaxaca (summer)
1991		Australia, Perth (CIEE)
1991		Ecuador, Quito
1991		Portugal, Coimbra
1991	1995	Tanzania, Dar-es-Salaam
1991	1997	Turkey, Istanbul
1991	1997	Turkey, Izmir
1991	1994	West Indies, Trinidad
1992		Chile, Santiago
1992		England, London
1992	2002	Indonesia, Malang (CIEE)
1992		Japan, Tokyo (Keio University)
1992		Latin American Program, Ecuador/Chile
1992	1998	Morocco, Rabat
1992		Senegal, Saint-Louis
1993		Egypt, Cairo (American University of Cairo)
1993	1994	France, Marseilles
1993		India, Kerala
1993	1997	Israel, Jerusalem (IR Program)
1993		Vietnam, Hanoi (CIEE)
Program Start	Program End	Program
1994	1996	Canada, Guelph
1994		China, Beijing (University of California)
1994	1994	France, Paris Today
1994		Germany, Bonn (summer TASA program)
1994		Ireland, Dublin
1994	1998	Israel, Rehovot
1994		Italy, Perugia
1994	1995	Japan, Kanazawa
1995		Costa Rica, Monteverde (CIEE)
1995		Germany, Bonn (European Semester)
1995		Ghana, Accra (CIEE)
1995	1998	Kazakhstan, Almaty
1995		Sweden, Umea
1996		Dominican Republic, Santo Domingo/Santiago (CIC)
1996		Europe, TransAtlantic Science Student Exchange Prog.
1996	1999	France, St. Malo (AESOP)
1997		Greece, Athens (AESOP)
1997	1998	Italy, Florence (EUI)
1997		Kenya, Nairobi (AESOP)
1998		Mexico, Oaxaca (winter module)
1998	2001	Philippines, Manila

1998		Russia, St. Petersburg (ACTR)
1999		Australian, Canberra/Sydney (AESOP internship)
1999		Belgium, Brussels (CIEE)
1999		China, Nanjing/Beijing (AESOP)
1999		Czech Republic, Prague (CIEE)
1999		France, Paris
1999		Norway, Oslo (OYP)
1999		Poland, Warsaw (CIEE)
1999		Spain, Alcala (CIEE)
Program Start	Program End	Program
2000		Australia, Wollongong (CIEE)
2000		England, London (AESOP summer internships)
2000		England, Southampton
2000		France, Grenoble (AESOP)
2000		France, Montpellier (AESOP)
2000		Japan, Sapporo
2000		Japan, Tokyo (JCR Internship)
2000		South Africa, Cape Town
2000		Spain, Granada (AESOP)
2002		Brazil, Belo Horizonte
2002		Korea, Seoul
2002		Russia, Vladimir (ACTR)

APPENDIX II: IAP ENROLLMENT BY LANGUAGE PRE-REQUISITES

Language		1998-99		1999-00		2000-01		2001-02		
Required to Apply:	TOTAL ENROLLMENT	644	100%	634	100%	618	100%	685	100%	
None (English-only)	Australia, Canberra/Sydney Internship			2	0.32%	1	0.16%	1	0.15%	
	Australia, Perth (CIEE)	9	1.40%	9	1.42%	17	2.75%	4	0.58%	
	Australia, Wollongong					7	1.13%	13	1.90%	
	Egypt, Cairo	2	0.31%	1	0.16%	4	0.65%	1	0.15%	
	England, London	81	12.58%	109	17.19%	78	12.62%	96	14.01%	
	England, London Internship							3	0.44%	
	England, Southampton							1	0.15%	
	England, Warwick	2	0.31%	6	0.95%	2	0.32%	9	1.31%	
	Germany, Bonn (summer TASA program)			3	0.47%	3	0.49%	3	0.44%	
	Ireland, Dublin	25	3.88%	19	3.00%	23	3.72%	21	3.07%	
	Japan, Tokyo (JCR Internship)			3	0.47%	2	0.32%	2	0.29%	
	South Africa, Cape Town					1	0.16%	6	0.88%	
	Subtotal		119	18.48%	149	23.50%	138	22.33%	160	23.36%
	No pre-requisite, but language courses on-site or prior to departure	Belgium, Brussels			1	0.16%	1	0.16%	2	0.29%
		Costa Rica, Monteverde	14	2.17%	11	1.74%	13	2.10%	9	1.31%
Czech Republic, Prague				5	0.79%	10	1.62%	15	2.19%	
Denmark, Copenhagen		0	0.00%	4	0.63%	3	0.49%	10	1.46%	
Denmark, Copenhagen (DIS)		2	0.31%							
Europe, TASSEP		1	0.16%	6	0.95%	2	0.32%	3	0.44%	
Ghana, Accra (CIEE)		2	0.31%	4	0.63%	5	0.81%	3	0.44%	
Greece, Athens		0	0.00%	7	1.10%	3	0.49%	3	0.44%	
Hungary, Budapest		1	0.16%	1	0.16%	2	0.32%	1	0.15%	
India, Hyderabad		8	1.24%	4	0.63%	3	0.49%			
India, Kerala		7	1.09%	10	1.58%	12	1.94%			
India, Madurai		4	0.62%	5	0.79%	5	0.81%	3	0.44%	
India, Varanasi		12	1.86%	10	1.58%	6	0.97%	7	1.02%	
Indonesia, Malang (CIEE)		0	0.00%	1	0.16%	4	0.65%			
Israel, Jerusalem		22	3.42%	33	5.21%	11	1.78%	5	0.73%	
Italy, Florence		42	6.52%	40	6.31%	45	7.28%	50	7.30%	
Italy, Florence (summer program)		8	1.24%	13	2.05%	13	2.10%	14	2.04%	
Italy, Perugia		11	1.71%	22	3.47%	19	3.07%	19	2.77%	
Japan, Sapporo						3	0.49%	0	0.00%	
Kenya, Nairobi		5	0.78%	9	1.42%	7	1.13%	10	1.46%	
Nepal, Kathmandu		15	2.33%	20	3.15%	13	2.10%	13	1.90%	
Netherlands, Utrecht		20	3.11%	7	1.10%	5	0.81%	7	1.02%	
Philippines, Manila		8	1.24%	0	0.00%	0	0.00%			
Poland, Warsaw				1	0.16%	0	0.00%	1	0.15%	
Russia, St. Petersburg/Moscow (summer module)		12	1.86%							
Sweden, Umeå		2	0.31%	0	0.00%	3	0.49%	1	0.15%	
Thailand, Chiang Mai		6	0.93%	0	0.00%	1	0.16%	7	1.02%	
Vietnam, Hanoi (CIEE)		1	0.16%	0	0.00%	1	0.16%	0	0.00%	
Subtotal			203	31.52%	214	33.75%	190	30.74%	183	26.72%

Spanish	Chile, Santiago	13	2.02%	14	2.21%	13	2.10%	26	3.80%
	Dominican Republic, Santiago/Santo Domingo	9	1.40%	4	0.63%	7	1.13%	7	1.02%
	Ecuador, Quito	15	2.33%	19	3.00%	16	2.59%	15	2.19%
	Latin American Program, Ecuador/Chile	2	0.31%	2	0.32%	2	0.32%	0	0.00%
	Mexico, Guanajuato	7	1.09%	1	0.16%	5	0.81%	8	1.17%
	Mexico, Oaxaca	24	3.73%	19	3.00%	28	4.53%	19	2.77%
	Mexico, Oaxaca (winter module)	14	2.17%	7	1.10%	22	3.56%	33	4.82%
	Spain, Alcala			2	0.32%	0	0.00%	2	0.29%
	Spain, Granada			1	0.16%	5	0.81%	6	0.88%
	Spain, Madrid	44	6.83%	45	7.10%	37	5.99%	38	5.55%
	Spain, Seville (CIEE)	47	7.30%	35	5.52%	47	7.61%	50	7.30%
	Subtotal	175	27.17%	149	23.50%	182	29.45%	204	29.78%
French	Canada, Quebec (CIC)	2	0.31%	3	0.47%	1	0.16%	1	0.15%
	France, Aix-en-Provence	19	2.95%	24	3.79%	18	2.91%	21	3.07%
	France, Grenoble (summer program)					1	0.16%	3	0.44%
	France, Montpellier			4	0.63%	1	0.16%	10	1.46%
	France, Paris (spring semester)	17	2.64%	23	3.63%	22	3.56%	24	3.50%
	France, Paris Critical Studies (CIEE)	9	1.40%	3	0.47%	10	1.62%	5	0.73%
	France, Rennes (CIEE)	7	1.09%						
	France, St. Malo	3	0.47%						
	Senegal, Saint-Louis	9	1.40%	9	1.42%	3	0.49%	8	1.17%
Subtotal	66	10.25%	66	10.41%	56	9.06%	72	10.51%	
German	Germany, Bonn - General/Intensive	21	3.26%	5	0.79%	5	0.81%	7	1.02%
	Germany, Bonn - Euro Semester	7	1.09%	3	0.47%	4	0.65%	9	1.31%
	Germany, Freiburg	22	3.42%	19	3.00%	19	3.07%	20	2.92%
	Subtotal	50	7.76%	27	4.26%	28	4.53%	36	5.26%
Other:									
Portuguese	Brazil, Belo Horizonte							2	0.29%
Portuguese	Brazil, São Paulo (CIEE)	1	0.16%						
Chinese	China, Beijing (IES/IAS)	1	0.16%						
Chinese	China, Beijing - U. of California	3	0.47%	3	0.47%	1	0.16%	2	0.29%
Chinese	China, Nanjing/Beijing (summer program)	1	0.16%	2	0.32%	1	0.16%	2	0.29%
Italian	Italy, Bologna	4	0.62%	3	0.47%	3	0.49%	4	0.58%
Japanese	Japan, Nagoya	2	0.31%	2	0.32%	2	0.32%	2	0.29%
Japanese	Japan, Tokyo (Keio University)	2	0.31%	2	0.32%	2	0.32%	2	0.29%
Japanese	Japan, Tokyo (Sophia University)	6	0.93%	2	0.32%	5	0.81%	1	0.15%
Norwegian	Norway, Oslo			4	0.63%	5	0.81%	1	0.15%
Norwegian	Norway, Tromsø	2	0.31%						
Portuguese	Portugal, Coimbra	3	0.47%	2	0.32%	2	0.32%	7	1.02%
Russian	Russia, Moscow (ACTR)	5	0.78%	4	0.63%	1	0.16%	4	0.58%
Russian	Russia, St. Petersburg (ACTR)	1	0.16%	5	0.79%	2	0.32%	3	0.44%
Turkish	Turkey, Istanbul	0	0.00%						
Subtotal		31	4.81%	29	4.57%	24	3.88%	30	4.38%

("0" means no participants; a blank cell means the program was not offered)

APPENDIX III: SPECIAL STUDENTS BY HOME INSTITUTIONS AND PROGRAM ATTENDED

Home Institution	Chiang Mai	Coimbra	Florence	Kathmandu	Madrid	Madurai	Perugia	Santiago	Saint-Louis	Varanasi	TOTAL
Bowdoin College									2		2
Brown University										1	1
Carleton College				1							1
Carroll College					2						2
Columbia University				1							1
Cornell University							1				1
Edgewood College			1								1
George Washington University					1						1
Hampshire College				1							1
Middlebury College				1							1
Mount Holyoke College				1							1
Oberlin College				1							1
Princeton University			1								1
Providence College		1									1
Rice University										1	1
Smith College		1		2							3
Stanford University			1								1
UC-San Diego	1										1
UC-Santa Barbara		1									1
University of Arizona		1									1
University of Colorado-Boulder	1									1	2
University of Michigan	1		1								2
University of Minnesota				1							1
University of Vermont										1	1
University of Virginia										1	1
UW-LaCrosse								1			1
Vassar College				1							1
Wesleyan University						2					2
Whitman College									1		1
TOTAL	3	4	4	10	3	2	1	1	3	5	36

**APPENDIX IV: IAP STUDENTS' MAJORS IN DESCENDING ORDER
USING 2001-02 NUMBERS**

Major Name	1998-99	1999-00	2000-01	2001-02
Spanish	74	97	102	126
International Relations	36	67	61	59
English	40	47	46	59
Political Science	41	47	40	57
Psychology	26	35	33	55
History	31	35	41	47
French	40	47	34	45
Undecided/None	49	33	35	40
Communication Arts	22	21	37	33
Journalism	24	35	28	31
Biology	4	5	13	28
Art History	13	14	9	26
Sociology	18	18	23	25
German	24	17	18	18
Elementary Education	7	15	16	16
Economics	12	12	18	12
Art	14	13	13	11
Biochemistry	4	7	5	10
Business: Risk Management & Insurance		3		10
Philosophy	10	6	7	10
Zoology	20	24	21	10
Behavioral Science & Law	11	12	6	9
Anthropology	12	22	20	9
Italian	7	6	7	8
Legal Institutions			1	8
Business: Marketing	8	5	10	8
Biological Aspects of Conservation	6	9	12	6
Social Welfare	7	7	8	6
Music: Performance	1	1	1	6
Computer Sciences & Statistics	1	2	4	5
Environmental Monitoring	1	1	1	5
Genetics	2	1	2	5
Russian	4	6	2	5
Women's Studies	4	5	5	5
Business	14	9	6	5
Social Work	2	3	2	5
Japanese	4	5	9	4
Languages and Cultures of Asia		1		4
Latin American & Iberian Studies	5		5	4

Nursing	2	3	4	4
Major Name	1998-99	1999-00	2000-01	2001-02
Retailing		2		4
Secondary Education				4
Geography	5	4	3	4
Biomedical Engineering			2	3
Business: International Business	5	1	9	3
Chemistry	4	1	2	3
Communicative Disorders	2	1	4	3
Comparative Literature	2	5	3	3
Dietetics	2	5		3
Geology	1		1	3
Interior Design	2	1	1	3
Legal Studies				3
Linguistics	3	1	6	3
Mathematics	2	1		3
Physics	2	1	4	3
Portuguese	1	4	1	3
Theater & Drama	4	7	6	3
Wildlife Ecology	2		1	3
Consumer Science		1		3
Art Education	3	2	2	2
Business: Accounting	5	5	2	2
Business: Finance, Investment & Banking		1	1	2
Computer Science	3	1	2	2
Forest Science	1	1	1	2
Geological Engineering	2			2
Hebrew	3	7	2	2
Hebrew and Semitic Studies	1		2	2
Horticulture	1	1		2
Industrial Relations/Studies	3	4		2
Landscape Architecture				2
Mass Communications				2
Mechanical Engineering		1		2
Medical Microbiology & Immunology	3	3	5	2
Medicine	1			2
Molecular Biology	5	4	6	2
Pharmacy	1	1	1	2
Rural Sociology			1	2
Special Education	2	1	4	2
Apparel Design			1	2
Human Development				2
Agricultural and Applied Economics				1

Agricultural Education				1
Asian Studies		1	1	1
Major Name	1998-99	1999-00	2000-01	2001-02
Astronomy			1	1
Bacteriology	2	3	4	1
Botany	5	1	1	1
Business: Major Undecided				1
Business: Management and Human	3	2	3	1
Business: Real Estate & Urban Land Economics				1
Cartography				1
Child and Family Studies	2	2	1	1
Classical Humanities				1
Criminal Justice				1
Dance				1
Development				1
Education and English	2	6	3	1
Education and French	1	3	1	1
Education and German				1
Education and Latin				1
Education and Spanish	6	4	5	1
Electrical Engineering	1		1	1
Food Science		1	1	1
History of Science			1	1
Human Ecology			1	1
Journalism & Mass Communications	1			1
Kinesiology				1
Land Resources				1
Medical Science	1			1
Nutrition				1
Nutritional Science			2	1
Physical Education	1		1	1
Physical Therapy				1
Pre-School Kindergarten Education				1
Public Policy & Administration	2			1
Scandinavian Studies	1	4	4	1
Southeast Asian Studies	2		2	1
Veterinary Medicine				1
African Languages & Literature		1		
Afro-American Studies		1	2	
Agricultural Business Management	2			
Agricultural Journalism	2	1	1	
Applied Mathematics, Eng. & Physics		1		

Atmospheric and Oceanic Sciences			1	
Buddhist Studies		1		
Business: Actuarial Science		1		
Major Name	1998-99	1999-00	2000-01	2001-02
Business: Info. Systems Anal. & Design		2	1	
Chemical Engineering		1	1	
Chinese	1	1	2	
Civil & Environmental Engineering	1			
Classics	2	1	2	
Conservation Biol. & Sustainable Devel.	1			
Curriculum and Instruction		1		
Dairy Science	1			
Education & Communication Arts		1		
Education and Mathematics				
Educational Administration		1		
Engineering Mechanics			1	
Engineering without Designation	1			
Environmental Toxicology	1			
Family and Consumer Journalism			1	
Geology and Geophysics				
History and History of Science			1	
History of Culture				
Industrial Engineering	1		1	
Latin		1		
Law		2	1	
Materials Science				
Materials Science & Engineering	1			
Medical Technology	1		1	
Music (BA)	3		2	
Music: Education		1		
Natural Science	1	1		
Neuroscience	1		1	
Occupational Therapy	2		1	
Oceanography & Limnology		1		
Physician Assistant		2		
Physiology	2	1		
Plant Pathology				
Recreation Resources Management			1	
Rehabilitation Psychology		1		
Religious Studies		8	4	
Slavic Languages & Literatures		1	1	
Social Studies	1	1		
Soil Science	1			

South Asian Language & Literature	1		1	
South Asian Studies	4	3	2	
Textile & Apparel Design			1	

* The totals in this chart do not equal other listed participant totals because of double and triple majors.

APPENDIX V: IAP STUDENTS' MAJORS IN ALPHABETICAL ORDER				
Major Name	1998-99	1999-00	2000-01	2001-02
African Languages & Literature		1		
Afro-American Studies		1	2	
Agriculture and Applied Economics				1
Agricultural Business Management	2			
Agricultural Education				1
Agricultural Journalism	2	1	1	
Anthropology	12	22	20	9
Apparel Design			1	2
Applied Mathematics, Eng. & Physics		1		
Art	14	13	13	11
Art Education	3	2	2	2
Art History	13	14	9	26
Asian Studies		1	1	1
Astronomy			1	1
Atmospheric and Oceanic Sciences			1	
Bacteriology	2	3	4	1
Behavioral Science & Law	11	12	6	9
Biochemistry	4	7	5	10
Biological Aspects of Conservation	6	9	12	6
Biology	4	5	13	28
Biomedical Engineering			2	3
Botany	5	1	1	1
Buddhist Studies		1		
Business	14	9	6	5
Business: Accounting	5	5	2	2
Business: Actuarial Science		1		
Business: Finance, Investment & Banking		1	1	2
Business: Info. Systems Anal. & Design		2	1	
Business: International Business	5	1	9	3
Business: Major Undecided				1
Business: Management and Human Resources	3	2	3	1
Business: Marketing	8	5	10	8
Business: Real Estate and Urban Land Economics				1
Business: Risk Management & Insurance		3		10
Cartography				1
Chemical Engineering		1	1	
Chemistry	4	1	2	3
Child and Family Studies	2	2	1	1

Chinese	1	1	2	
Civil & Environmental Engineering	1			1
Major Name	1998-99	1999-00	2000-01	2001-02
Classics	2	1	2	
Communication Arts	22	21	37	33
Communicative Disorders	2	1	4	3
Comparative Literature	2	5	3	3
Computer Science	3	1	2	2
Computer Sciences & Statistics	1	2	4	5
Conservation Biol. & Sustainable Devel.	1			
Consumer Science		1		3
Criminal Justice				1
Curriculum and Instruction		1		
Dairy Science	1			
Dance				1
Development				1
Dietetics	2	5		3
Economics	12	12	18	12
Education & Communication Arts		1		
Education and English	2	6	3	1
Education and French	1	3	1	1
Education and German				1
Education and Latin				1
Education and Mathematics				
Education and Spanish	6	4	5	1
Educational Administration		1		
Electrical Engineering	1		1	1
Elementary Education	7	15	16	16
Engineering Mechanics			1	
Engineering without Designation	1			
English	40	47	46	59
Environmental Monitoring	1	1	1	5
Environmental Toxicology	1			
Family and Consumer Journalism			1	
Food Science		1	1	1
Forest Science	1	1	1	2
French	40	47	34	45
Genetics	2	1	2	5
Geography	5	4	3	4
Geological Engineering	2			2
Geology	1		1	3
Geology and Geophysics				
German	24	17	18	18

Hebrew	3	7	2	2
Hebrew and Semitic Studies	1		2	2
History	31	35	41	47
Major Name	1998-99	1999-00	2000-01	2001-02
History and History of Science			1	
History of Culture				
History of Science			1	1
Horticulture	1	1		2
Human Ecology			1	1
Human Development				1
Industrial Engineering	1		1	
Industrial Relations/Studies	3	4		2
Interior Design	2	1	1	3
International Relations	36	67	61	59
Italian	7	6	7	8
Japanese	4	5	9	4
Journalism	24	35	28	31
Journalism & Mass Communications	1			1
Kinesiology				1
Land Resources				1
Landscape Architecture				2
Languages and Cultures of Asia				4
Latin American & Iberian Studies	5		5	4
Law		2	1	
Legal Institutions			1	8
Legal Studies				3
Linguistics	3	1	6	3
Mass Communications				2
Materials Science & Engineering	1			
Mathematics	2	1		3
Mechanical Engineering		1		2
Medical Microbiology & Immunology	3	3	5	2
Medical Science	1			1
Medical Technology	1		1	
Medicine	1			2
Molecular Biology	5	4	6	2
Music (BA)	3		2	
Music: Education		1		
Music: Performance	1	1	1	6
Natural Science	1	1		
Neuroscience	1		1	
Nursing	2	3	4	4
Nutrition				1

Nutritional Science			2	1
Occupational Therapy	2		1	
Oceanography & Limnology		1		
Pharmacy	1	1	1	2
Major Name	1998-99	1999-00	2000-01	2001-02
Philosophy	10	6	7	10
Physical Education	1		1	1
Physical Therapy				1
Physician Assistant		2		
Physics	2	1	4	3
Physiology	2	1		
Plant Pathology				
Political Science	41	47	40	57
Portuguese	1	4	1	3
Pre-School Kindergarten Education				1
Psychology	26	35	33	55
Public Policy & Administration	2			1
Recreation Resources Management			1	
Rehabilitation Psychology		1		
Religious Studies		8	4	
Retailing		2		4
Rural Sociology			1	2
Russian	4	6	2	5
Scandinavian Studies	1	4	4	1
Secondary Education				4
Slavic Languages & Literatures		1	1	
Social Studies	1	1		
Social Welfare	7	7	8	6
Social Work	2	3	2	5
Sociology	18	18	23	25
Soil Science	1			
South Asian Language & Literature	1		1	
South Asian Studies	4	3	2	
Southeast Asian Studies	2		2	1
Spanish	74	97	102	126
Special Education	2	1	4	2
Textile & Apparel Design			1	
Theater & Drama	4	7	6	3
Undecided/None	49	33	35	40
Veterinary Medicine				1
Wildlife Ecology	2		1	3
Women's Studies	4	5	5	5
Zoology	20	24	21	10

* The totals in this chart do not equal other listed participant totals because of double and triple majors.

**APPENDIX VI: SELF-REPORTED MAJORS AS A PROPORTION OF
OFFICIAL MAJOR ENROLLMENT AT UW-MADISON ***

Major Name	# in IAP	# on Campus**	%
Italian	8	11	72.7%
Spanish	126	249	50.6%
Child and Family Studies	1	2	50.0%
French	45	114	39.5%
Art History	26	69	37.7%
Japanese	4	13	30.8%
Comparative Literature	3	10	30.0%
Business: International Business	3	11	27.3%
Languages and Cultures of Asia	4	15	26.7%
German	18	68	26.5%
Portuguese	3	12	25.0%
Music: Performance	6	33	18.2%
International Relations	59	331	17.8%
Russian	5	32	15.6%
Rural Sociology	2	13	15.4%
Psychology	55	369	14.9%
Latin American & Iberian Studies	4	28	14.3%
Social Work	5	38	13.2%
Hebrew	2	16	12.5%
Linguistics	3	27	11.1%
Business: Risk Management & Insurance	10	92	10.9%
Pharmacy	2	19	10.5%
English	59	599	9.8%
Physics	3	31	9.7%
Philosophy	10	109	9.2%
Agricultural Education	1	11	9.1%
History	47	532	8.8%
Political Science	57	675	8.4%
Behavioral Science & Law	9	109	8.3%
Journalism	31	392	7.9%
Business	5	64	7.8%
Geology and Geophysics	3	39	7.7%
Sociology	25	344	7.3%
Asian Studies	1	15	6.7%
Geography	4	60	6.7%
History of Science	1	15	6.7%
Women's Studies	5	75	6.7%
Astronomy	1	16	6.3%
Communication Arts	33	544	6.1%
Forest Science	2	33	6.1%

Geological Engineering	2	35	5.7%
Major Name	# in IAP	# on Campus**	%
Scandinavian Studies	1	18	5.6%
Anthropology	9	163	5.5%
Biological Aspects of Conservation	6	112	5.4%
Social Welfare	6	119	5.0%
Biology	28	578	4.8%
Chemistry	3	65	4.6%
Art Education	2	46	4.3%
Cartography & Geographic Info. Systems	1	24	4.2%
Economics	12	311	3.9%
Agriculture and Applied Economics	1	26	3.8%
Communicative Disorders	3	80	3.8%
Retailing	4	117	3.4%
Botany	1	30	3.3%
Biochemistry	10	312	3.2%
Public Policy & Administration	1	32	3.1%
Theater & Drama	3	107	2.8%
Horticulture	2	73	2.7%
Zoology	10	382	2.6%
Food Science	1	42	2.4%
Dance	1	43	2.3%
Elementary Education	16	699	2.3%
Human Ecology	1	45	2.2%
Art	11	496	2.2%
Wildlife Ecology	3	138	2.2%
Legal Studies	3	140	2.1%
Nutritional Science	1	47	2.1%
Dietetics	3	147	2.0%
Molecular Biology	2	101	2.0%
Nutrition	1	51	2.0%
Business: Marketing	8	412	1.9%
Special Education	2	106	1.9%
Medical Microbiology & Immunology	2	118	1.7%
Genetics	5	314	1.6%
Mathematics	3	191	1.6%
Landscape Architecture	2	141	1.4%
Biomedical Engineering	3	213	1.4%
Nursing	4	341	1.2%
Consumer Science	3	268	1.1%
Computer Science	2	261	0.8%
Business: Accounting	2	264	0.8%

Business: Real Estate and Urban Land Economics	1	171	0.6%
Human Development	1	178	0.6%
Major Name	# in IAP	# on Campus**	%
Bacteriology	1	191	0.5%
Business: Finance, Investment & Banking	2	509	0.4%
Business: Management and Human Resources	1	298	0.3%
Undecided/None	40	12,011	0.3%
Kinesiology	1	315	0.3%
Civil Engineering	1	318	0.3%
Mechanical Engineering	2	682	0.3%
Electrical Engineering	1	520	0.2%

* The number of students per major for IAP is based on self-reported declared majors by students on their applications. For the purpose of this analysis, only students who reported majors matching official UW-Madison designation are included here.

** Number of students by major as reported by the Registrar as of the end of the seventh week of instruction, Fall 2001-2002.

APPENDIX VII: PROGRAM SITE ENROLLMENT IN ALPHABETICAL ORDER

City	1999	2000	2001	2002
Accra	2	4	5	3
Aix-en-Provence	19	24	18	21
Alcala	0	2	0	2
Athens	0	7	3	3
Beijing - CAL	3	3	1	2
Beijing - IES	1			
Belo Horizonte				2
Bologna	4	3	3	4
Bonn Euro Semester	7	3	4	9
Bonn Summer	0	3	3	3
Bonn General/Intensive	21	5	5	7
Brussels	0	1	1	2
Budapest	1	1	2	1
Cairo	2	1	4	1
Canberra/Sydney	0	2	1	1
Cape Town		0	1	6
Chiang Mai	6	0	1	7
Coimbra	3	2	2	7
Copenhagen	0	4	3	10
Copenhagen-DIS	2			
Dublin	25	19	23	21
Florence	42	40	45	50
Florence (Summer)	8	13	13	14
Freiburg	22	19	19	20
Granada		1	5	6
Grenoble			1	3
Guanajuato	7	1	5	8
Hanoi	1	0	1	0
Hyderabad	8	4	3	0
Istanbul	0			
Jerusalem	22	33	11	5
Kathmandu	15	20	13	13
Kerala	7	10	12	
Latin American Program	2	2	2	0
London	81	109	78	96
London - Internship		0	0	3
Madrid	44	45	37	38
Madurai	4	5	5	3
Malang	0	1	4	
Manila	8	0	0	
Monteverde	14	11	13	9
Montpellier		4	1	10
Moscow (ACTR)	5	4	1	4
Moscow/St. Petersburg	12	0	0	0
Nagoya (Nanzan)	2	2	2	2
Nairobi	5	9	7	10
Nanjing and Beijing	1	2	1	2

Oaxaca	24	19	28	19
Oaxaca (Winter Module)	14	7	22	33
City	1999	2000	2001	2002
Oslo		4	5	1
Paris	17	23	22	24
Paris Critical Studies	9	3	10	5
Perth	9	9	17	4
Perugia	11	22	19	19
Prague	0	5	10	15
Quebec	2	3	1	1
Quito	15	19	16	15
Rennes	7			
Saint-Louis	9	9	3	8
Santiago	13	14	13	26
Santiago/Santo Domingo	9	4	7	7
São Paulo	1			
Sapporo (Hokkaido)		0	3	0
Seville	47	35	47	50
Southampton		0	0	1
St. Malo	3			
St. Petersburg	1	5	2	3
TASSEP	1	6	2	3
Tokyo (JCR-Internship)		3	2	2
Tokyo (Keio)	2	2	2	2
Tokyo (Sophia)	6	2	5	1
Tromsø	2			
Umeå	2	0	3	1
Utrecht	20	7	5	7
Varanasi	12	10	6	7
Warsaw	0	1	0	1
Warwick	2	6	2	9
Wollongong		0	7	13
TOTAL	644	637	618	685

(A blank cell indicates the program was not offered that year; a 0 indicates that there were no participants)

**APPENDIX VIII: PROGRAM SITE ENROLLMENT
DECREASING IN ORDER OF ENROLLMENT
NUMBERS**

City	1999	2000	2001	2002
London	81	109	78	96
Florence	42	40	45	50
Seville	47	35	47	50
Madrid	44	45	37	38
Oaxaca (Winter Module)	14	7	22	33
Santiago	13	14	13	26
Paris	17	23	22	24
Aix-en-Provence	19	24	18	21
Dublin	25	19	23	21
Freiburg	22	19	19	20
Oaxaca	24	19	28	19
Perugia	11	22	19	19
Prague	0	5	10	15
Quito	15	19	16	15
Florence (Summer)	8	13	13	14
Kathmandu	15	20	13	13
Wollongong		0	7	13
Copenhagen	0	4	3	10
Montpellier		4	1	10
Nairobi	5	9	7	10
Monteverde	14	11	13	9
Warwick	2	6	2	9
Bonn Euro Semester	7	3	4	9
Guanajuato	7	1	5	8
Saint-Louis	9	9	3	8
Bonn General/Intensive	21	5	5	7
Chiang Mai	6	0	1	7
Coimbra	3	2	2	7
Utrecht	20	7	5	7
Varanasi	12	10	6	7
Cape Town		0	1	6
Granada		1	5	6
Jerusalem	22	33	11	5
Paris Critical Studies	9	3	10	5
Bologna	4	3	3	4
Moscow (ACTR)	5	4	1	4
Perth	9	9	17	4
Accra	2	4	5	3
Athens	0	7	3	3
Grenoble			1	3
London - Internship		0	0	3
Madurai	4	5	5	3
Moscow/St. Petersburg	12	0	0	0
TASSEP	1	6	2	3
Bonn Summer	0	3	3	3

Alcala	0	2	0	2
City	1999	2000	2001	2002
Beijing - CAL	3	3	1	2
Belo Horizonte				2
Brussels	0	1	1	2
Nagoya (Nanzan)	2	2	2	2
Nanjing and Beijing	1	2	1	2
Tokyo (JCR-Internship)		3	2	2
Tokyo (Keio)	2	2	2	2
Budapest	1	1	2	1
Cairo	2	1	4	1
Canberra/Sydney	0	2	1	1
Oslo		4	5	1
Quebec	2	3	1	1
Southampton		0	0	1
Tokyo (Sophia)	6	2	5	1
Umeå	2	0	3	1
Warsaw	0	1	0	1
Hanoi	1	0	1	0
Hyderabad	8	4	3	0
Latin American Program	2	2	2	0
Santiago/Santo Domingo	9	4	7	7
Sapporo (Hokkaido)		0	3	0
St. Petersburg	1	5	2	3
Beijing - IES	1			
Copenhagen-DIS	2			
Istanbul	0			
Kerala	7	10	12	
Malang	0	1	4	
Manila	8	0	0	
Rennes	7			
São Paulo	1			
St. Malo	3			
Tromsø	2			
TOTAL	644	637	618	685

(A blank cell indicates the program was not offered that year; a 0 indicates that there were no participants)

APPENDIX IX: PROGRAMS BY REGION AND NUMBER OF PARTICIPANTS					
REGION/COUNTRY	1998-99	1999-00	2000-01	2001-02	% Change*
AFRICA	18	23	20	28	40%
<i>East Africa</i>					
Kenya	5	9	7	10	43%
<i>West Africa</i>					
Ghana	2	4	5	3	-40%
Senegal	9	9	3	8	167%
<i>North Africa</i>					
Egypt	2	1	4	1	-75%
<i>Southern Africa</i>					
South Africa			1	6	500%
ASIA	76	64	61	41	-33%
<i>East Asia</i>					
China	5	5	2	4	100%
Japan	10	9	14	7	-50%
<i>South/Central Asia</i>					
India	31	29	26	10	-62%
Nepal	15	20	13	13	0%
<i>Southeast Asia</i>					
Indonesia	0	1	4		
Philippines	8	0	0		
Thailand	6	0	1	7	600%
Vietnam	1	0	1	0	
EUROPE	418	426	394	473	20%
<i>Western Europe</i>					
Belgium		1	1	2	100%
Denmark	2	4	3	10	233%
France	55	54	52	63	21%
Germany	50	30	31	39	26%
Greece	0	7	3	3	0%
Ireland	25	19	23	21	-9%
Italy	65	78	80	86	8%

Netherlands	20	7	5	7	40%
Norway	2	4	5	1	-80%
REGION/COUNTRY	1998-99	1999-00	2000-01	2001-02	% Change*
<i>Western Europe (con't)</i>					
Portugal	3	2	2	7	250%
Spain	91	83	89	97	9%
Sweden	2	0	3	1	-67%
U.K.	83	115	80	109	36%
Europe, TASSEP	1	6	2	3	50%
<i>Eastern Europe</i>					
Czech Republic		5	10	15	50%
Hungary	1	1	2	1	-50%
Poland		1	0	1	--
Russia	18	9	3	7	133%
LATIN AMERICA					
<i>Caribbean</i>					
Dominican Republic	9	4	7	7	0%
<i>Mexico/Central America</i>					
Costa Rica	14	11	13	9	-31%
Mexico	45	27	55	60	9%
<i>South America</i>					
Brazil	1			2	--
Chile	13	14	13	26	100%
Comparative Year (Ecuador/Chile)	2	2	2	0	
Ecuador	15	19	16	15	-6%
MIDDLE EAST					
Israel	22	33	11	5	-55%
Turkey	0	0			
NORTH AMERICA					
Canada	2	3	1	1	0%
OCEANIA					
Australia	9	11	25	18	-28%

WORLD TOTAL	644	637	618	685	11%
--------------------	------------	------------	------------	------------	------------

("0" means no participants; a blank cell means the program was not offered)

* Percent change in enrollment between most recent and current years.

APPENDIX X: 2001-02 PARTICIPATION BY DURATION FOR EACH PROGRAM SITE							
City	Year	Calendar Year*	Fall	Spring	Summer	Other	TOTAL
Accra	0		1	2			3
Aix-en-Provence	21						21
Alcala	0		1	1			2
Athens				3			3
Beijing - CAL	1		1				2
Belo Horizonte		0	0	0	2		2
Bologna	4		0	0			4
Bonn General/Intensive	7			0			7
Bonn Summer					3		3
Bonn European				9			9
Brussels			0	2			2
Budapest	0		1				1
Cairo	0		0	1			1
Canberra/Sydney			0	1			1
Cape Town	1		1	4			6
Chiang Mai	3		4				7
Coimbra	3		1	3			7
Copenhagen	3		3	4			10
Dublin					21		21
Florence	1		18	31			50
Florence Summer					14		14
Freiburg	20						20
Granada			1	5			6
Grenoble					3		3
Guanajuato					8		8
Hanoi			0	0			0
Hokkaido/Sapporo	0		0	0			0
Hyderabad	0						0
Jerusalem	3		1	1			5
Kathmandu	13						13
London			45	51			96
London Internship					3		3
Madrid	24			14			38
Madurai	3						3
Monteverde			2	6	1		9
Montpellier				10			10
Moscow (ACTR)	3		1				4
Nagoya (Nanzan)	2						2
Nairobi	7		2	1			10
Nanjing/Beijing					2		2
Oaxaca					19		19
Oaxaca (Winter Module)						33	33
Oslo	0		0	1			1
Paris				24			24
Paris Critical Studies	2		2	1			5
Perth	1		2	1			4
Perugia					19		19

Prague			2	13			15
Quebec					1		1
City	Year	Calendar Year*	Fall	Spring	Summer	Other	TOTAL
Quito	5		2	8			15
Saint-Louis	8						8
Santiago	2	3	5	16			26
Santiago D.R.			3		4	0	7
Seville	15		12	23			50
Southampton			0	1			1
St. Petersburg	1		2				3
TASSEP	3						3
Tokyo (JCR-Internship)					2		2
Tokyo (Keio)	2						2
Tokyo (Sophia)	1						1
Umeå	0		0	1			1
Utrecht	0		2	5			7
Varanasi	7						7
Warsaw				1			1
Warwick	9						9
Wollongong	3		7	3			13
TOTAL	178	3	122	247	102	33	685

* Calendar Year programs are defined as two successive semesters (usually spring and fall) in a Southern Hemisphere program.

(A blank cell indicates that no program was offered; a 0 indicates that there were no participants.)

Appendix XI: IAP Host Institutions Abroad

Country	City	Host Institution
Australia	Perth	Murdoch University
	Wollongong	University of Wollongong
	Internship in Sydney/Canberra	Australian Education Office and Several Australian Universities: University of New South Wales, University of Technology in Sydney and the Australian National University
Belgium	Brussels	Vesalius College at the Vrije Universiteit Brussel
Brazil	Belo Horizonte	Universidade Federal De Minas Gerais
Canada	Quebec	Université Laval
Chile	Santiago	Pontificia Universidad Católica de Chile
China	Beijing	Peking University (Beida)/Beijing Normal University
	Beijing/Nanjing	Beijing University/Nanjing Normal University
Costa Rica	Monteverde	Monteverde Institute
Czech Republic	Prague	Charles University
Denmark	Copenhagen	University of Copenhagen
Dominican Republic	Santo Domingo	Pontificia Universidad Católica Madre y Maestra
Ecuador	Quito	Universidad San Francisco de Quito
Ecuador/Chile	Quito/Santiago	Universidad San Francisco de Quito/Pontificia Universidad Católica de Chile
Egypt	Cairo	American University in Cairo
England	London	Program Center
	London Internships	Educational Programs Abroad in London
	Southampton	University of Southampton
	Warwick	University of Warwick
France	Aix-en-Provence	Université de Provence Institut d'Études Politiques
	Grenoble	Université Stendahl, Grenoble/Centre Universitaire d'Études Françaises
	Montpellier	Université Paul Valéry, the liberal arts campus of the the University of Montpellier
	Paris (Critical Studies Program)	University of Paris III (Sorbonne-Nouvelle)
	Paris (Spring Semester)	Institut Catholique de Paris
Germany	Bonn	Rheinische Friedrich-Wilhelms Universität
	Bonn European Semester	Rheinische Friedrich-Wilhelms Universität
	Bonn TASA	Rheinische Friedrich-Wilhelms Universität
	Freiburg	Albert-Ludwigs-Universität (University of Freiburg)
Ghana	Accra	University of Ghana
Greece	Athens	The Penn State Athens Center
Hungary	Budapest	Eötvös Loránd University
India	Hyderabad/Madurai/Varanasi	Program Center
	Kerala	Program Center
Ireland	Dublin	Affiliated with Trinity College, University of Dublin
Israel	Jerusalem	Hebrew University, Rothberg International School for Overseas Students
Italy	Bologna	University of Bologna
	Florence	Program Center
	Florence Summer	Program Center
	Perugia	Università per Stranieri di Perugia
Country	City	Host Institution
	Nagoya	Nanzan University

Japan	Sapporo	Hokkaido University
	Tokyo	Keio University/Sophia University
	Tokyo (Internship)	Central Japan Railway Company
Kenya	Various Sites	Various sites throughout Kenya
Korea	Seoul	Ewha Womans University
Mexico	Guanajuato	Universidad de Guanajuato
	Oaxaca (winter and summer)	Instituto Cultural Oaxaca
Nepal	Kathmandu	Tribhuvan University
Netherlands	Utrecht	University of Utrecht
Norway	Oslo	University of Oslo
Poland	Warsaw	Warsaw School of Economics
Portugal	Coimbra	Universidade de Coimbra
Russia	Moscow	Moscow International University
	St. Petersburg	Russian State Pedagogical University
	Vladimir	CORA Russian Language Center
Sénégal	Saint-Louis	Université Gaston Berger de Saint-Louis
South Africa	Cape Town	University of Cape Town
Spain	Alcala	Universidad de Alcalá
	Granada	Universidad de Granada
	Madrid	Universidad Complutense de Madrid
	Seville	Universidad de Sevilla
Sweden	Umea	Umeå Universitet
TASSEP	Austria	Technische Universität in Vienna
	Belgium	Université d'Etat de Liège
	Denmark	Aarhus Universitet
	Finland	University of Oulu
	France	Université Joseph Fourier (Grenoble) and Université Paul Sabatier (Toulouse)
	Germany	Technische Universität (Berlin) and Friedrich-Schiller Universität (Jena)
	Great Britain	University of Strathclyde (Glasgow), University of Lancaster and University of Bristol
	Greece	University of Ioannina
	Ireland	Trinity College in Dublin
	Italy	Università degli Studi di Pavia and Università degli Studi di Bologna
	The Netherlands	Universiteit van Amsterdam
	Portugal	Universidade de Avero
	Spain	Universidad Complutense (Madrid), Universidad del País Vasco (San Sebastian and Bilbao) and Universidad de Compostela (Santiago de Compostela)
	Sweden	Lund University
	Switzerland	Eidgenössische Technische Hochschule (Zurich)
Thailand	Chiang Mai	Chiang Mai University
Vietnam	Hanoi	Vietnam National University-Hanoi