

---

University of Wisconsin - Madison

Campus-Wide Study Abroad Report



Academic Year 2006-07 & Summer 2007

*Compiled by*  
International Academic Programs  
250 Bascom Hall  
(608) 265-6329  
[www.studyabroad.wisc.edu](http://www.studyabroad.wisc.edu)

## Table of Contents

Introduction & Summary	1
Campus-Wide Participant Charts	2
Table 1. UW-Madison Degree-Seeking Students Studying Abroad by Academic Year	2
Table 2. Participation by Administrative Unit	3
Table 3. Residency	4
Table 4. Gender	5
Table 5. Academic Level	6
Table 6. Race/Ethnicity	7
Table 7. Program Duration	8
Table 8. Program Region	9
Table 9. Program Country	10
IAP-Specific Information	11
Tables 10-12. Majors & Certificates	12
Table 13. Special Students	14

## Introduction

This report details UW-Madison study abroad participation for the Academic Year 2006-07 and Summer 2007, as reported in the Institute of International Education's *Open Doors 2006-7* institutional data report regarding international educational exchange (<http://opendoors.iienetwork.org/>). Tables and charts include all UW-Madison students receiving credit (including transfer) on study abroad programs, unless otherwise noted.

In this report, an "Administrative Unit" is the UW-Madison department, school, college, or other unit organizing the posting for coursework completed while abroad. Included in this report are the following administrative units: International Academic Programs (IAP), School of Business, College of Engineering, School of Medicine and Public Health (which includes students doing clinical rotations abroad), Law School, School of Education, School of Nursing, College of Agriculture and Life Sciences, International Institute (which includes Fulbright students), College of Letters and Science (which includes graduate programs administered by the Departments of History and French & Italian), Brittingham Viking Organization (which sponsors students in specific Scandinavian programs), and Office of Undergraduate Admissions (which handles transfer credit for non-UW programs).

## Summary

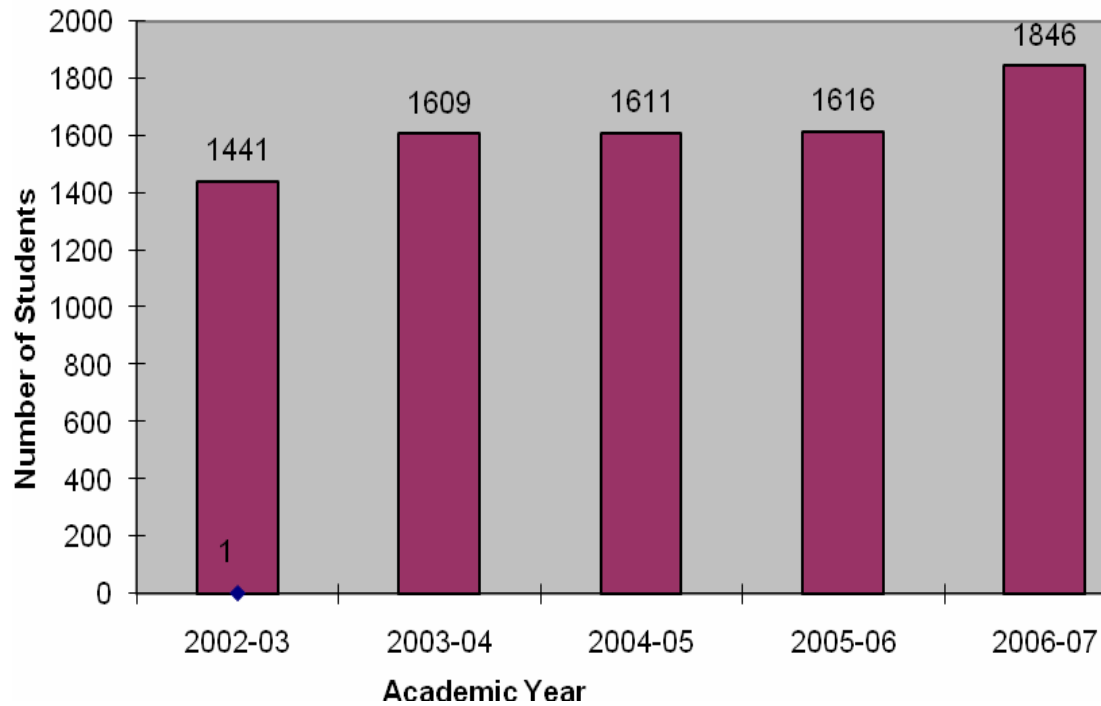
The number of UW-Madison students earning credit for study abroad in 2006-07 increased 14.2% from the previous year to 1846 students. In *Open Doors 2005-6*, UW-Madison was ranked 17th among the leading research institutions by total number of study abroad students for the academic year 2005-06, following New York University (2,809), Michigan State University (2,558), University of Texas – Austin (2,244), Penn State University (2,168), University of Illinois - Urbana-Champaign (1,988), University of Minnesota -Twin Cities (1,981), University of California - Los Angeles (1,966), University of Florida (1,926), University of Georgia (1,916), Ohio State University (1,858), Florida State University (1,826), University of Pennsylvania (1,815), University of Washington (1,724), University of Virginia (1,712), University of Michigan - Ann Arbor (1,701), and Brigham Young University (1,637). A total of 223,534 US students studied abroad in 2005-06 according to the Institute of International Education's *Open Doors 2005-06*— a 8.5% increase from the previous year.

UW-Madison programs attracted a greater proportion of female (68.8%) to male (31.2%) participants compared with the UW-Madison campus proportion of 52.7% female to 47.3% male. However, the ratio was similar to data on all US study abroad participants according to the latest Institute of International Education (IIE) figures as reported in *Open Doors 2005-06* (65.5% female to 34.5% male).

UW-Madison students received credit for courses offered in over 60 countries on six continents. Consistent with national trends, Europe continues to be the most popular study abroad destination for UW-Madison students, accounting for 63.3% of all UW-Madison study abroad participants. In 2006-07 UW-Madison sent a greater proportion of total participants to Europe, Asia, Africa, and the Middle East than the national averages reported by the Institute of International Education for these regions in 2005-06.

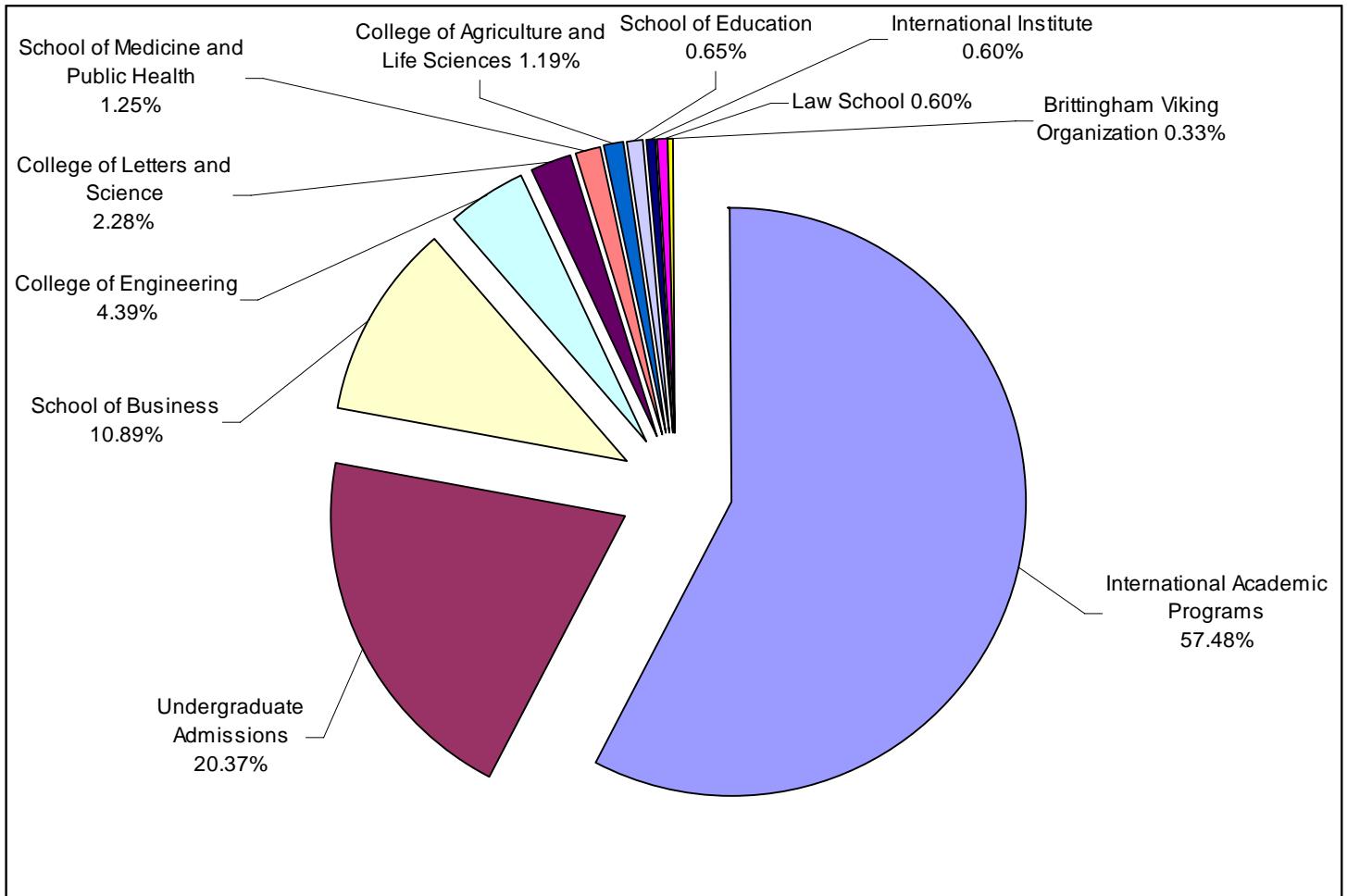
The percentage of UW-Madison students on year-long programs (10%) continues to be greater than the proportion of students nationally on year-long programs (5.5%), according to *Open Doors 2005-06*. Unlike many of the top ranking institutions that have high numbers of study abroad participants due to large enrollments in short term programs, the UW sends most students abroad for one or two full terms during the academic year. Campus wide, 55.9% of students abroad participated for one full term in 2006-07, compared to the 2005-06 national average of 41.7%. In *Open Doors 2005-06*, UW-Madison was ranked 6<sup>th</sup> among research institutions in number of students on long-term (year) programs and 5<sup>th</sup> in number of students on mid-length (semester) programs.

**Table 1. UW-Madison Degree-Seeking Students Studying Abroad by Academic Year**



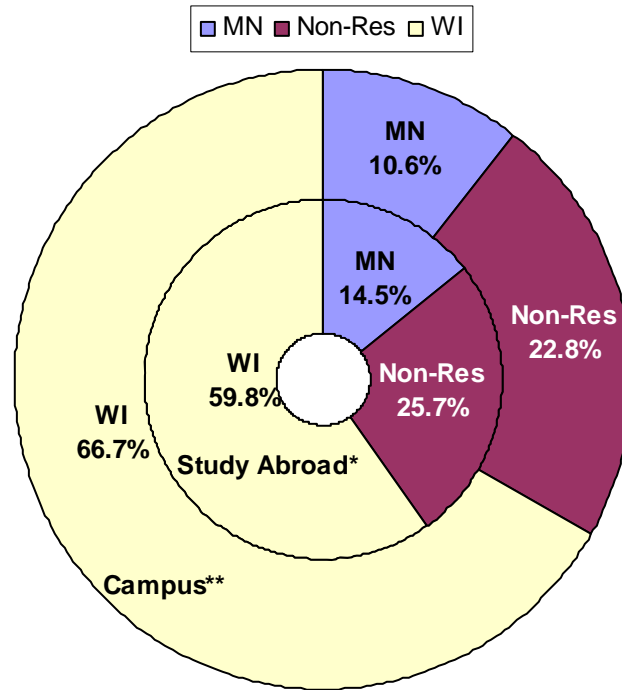
Data include UW-Madison students participating on UW-sponsored programs and independent programs.

**Table 2. Participation by Administrative Unit**



Administrative Unit	Participants	Percentage
International Academic Programs	1061	57.48%
Undergraduate Admissions	376	20.37%
School of Business	201	10.89%
College of Engineering	81	4.39%
College of Letters and Science	42	2.28%
School of Medicine and Public Health	23	1.25%
College of Agriculture and Life Sciences	22	1.19%
School of Education	12	0.65%
International Institute	11	0.60%
Law School	11	0.60%
Brittingham Viking Organization	6	0.33%
<b>Total</b>	<b>1846</b>	<b>100.00%</b>

**Table 3. Participation by Residency**

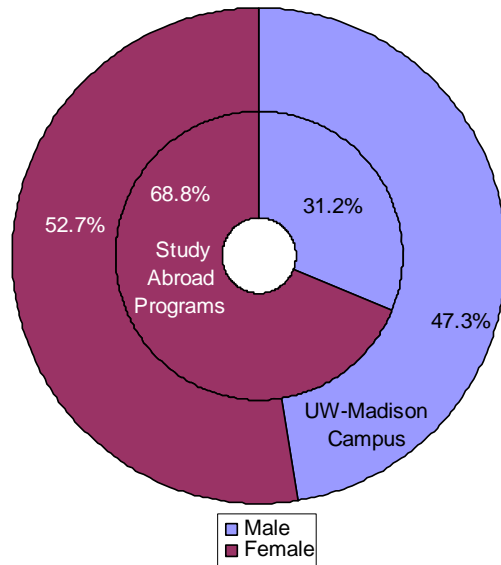


The proportion of UW-Madison students from Wisconsin participating in Study Abroad programs was slightly lower in 2006-07 than the overall proportion of Wisconsin residents on the UW-Madison campus. The proportions of Minnesota and Non-Resident students studying abroad were slightly greater than the campus proportions.

\* does not include participants on non-UW programs (Admissions)

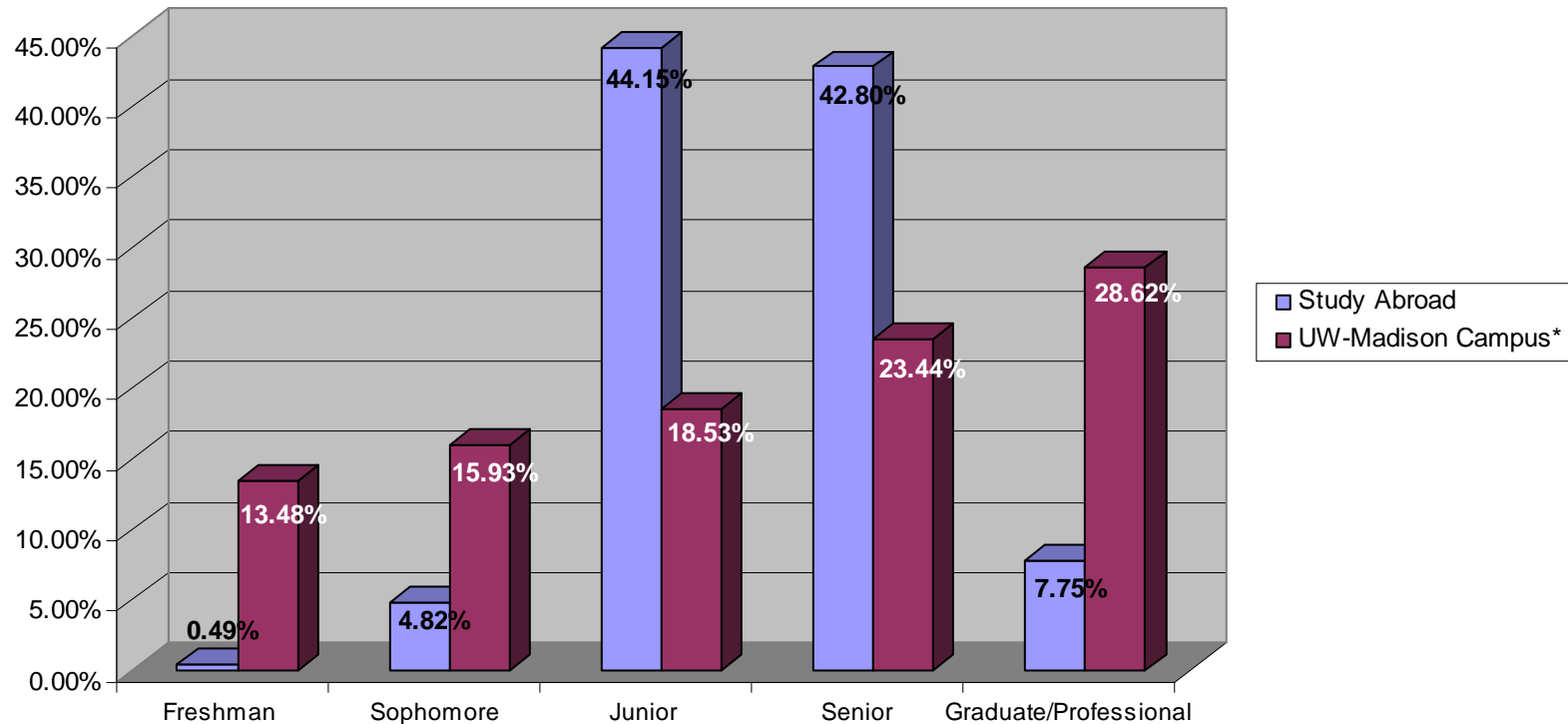
\*\* Source: *Data Digest* 2006 – total undergraduate enrollment for Fall 2006

**Table 4. Participation by Gender**



A greater proportion of female students (68.8%) studied abroad in 2006-07 compared with the UW-Madison campus proportion of 52.7% female to 47.3% male (*Source: UW-Madison Data Digest*). The study abroad ratio, however, is similar to national data on study abroad participants according to the latest IIE figures, as reported in *Open Doors 2005-06* (65.5% female to 34.5% male).

**Table 5. Participation by Academic Level**

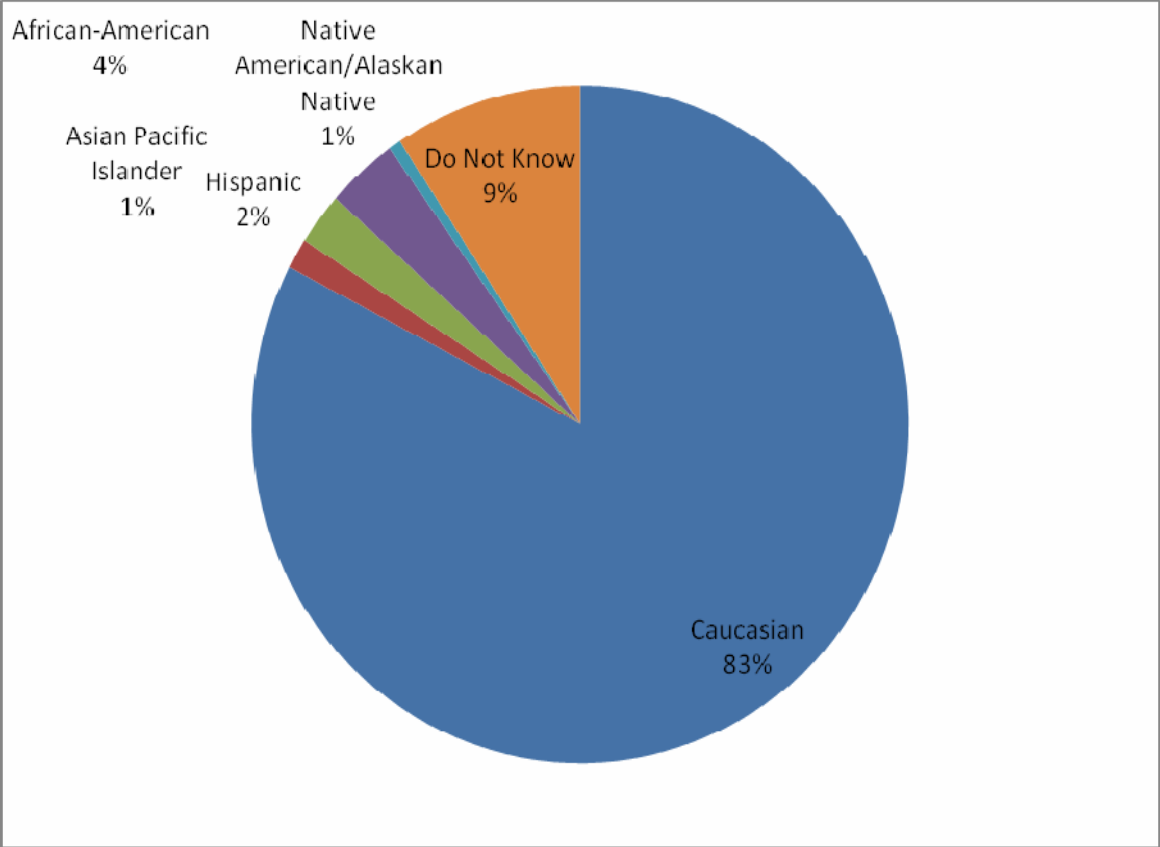


The greatest proportion of study abroad participants in 2006-7 were juniors and seniors. The designation of a student's academic level their term abroad is based on credits accrued prior to that term, so many students classified as seniors may only be in their third year of study at the university.

\* UW-Madison campus percentages are from the *Data Digest 2007* and are based on Fall 2006 enrollments, Special Students excluded.



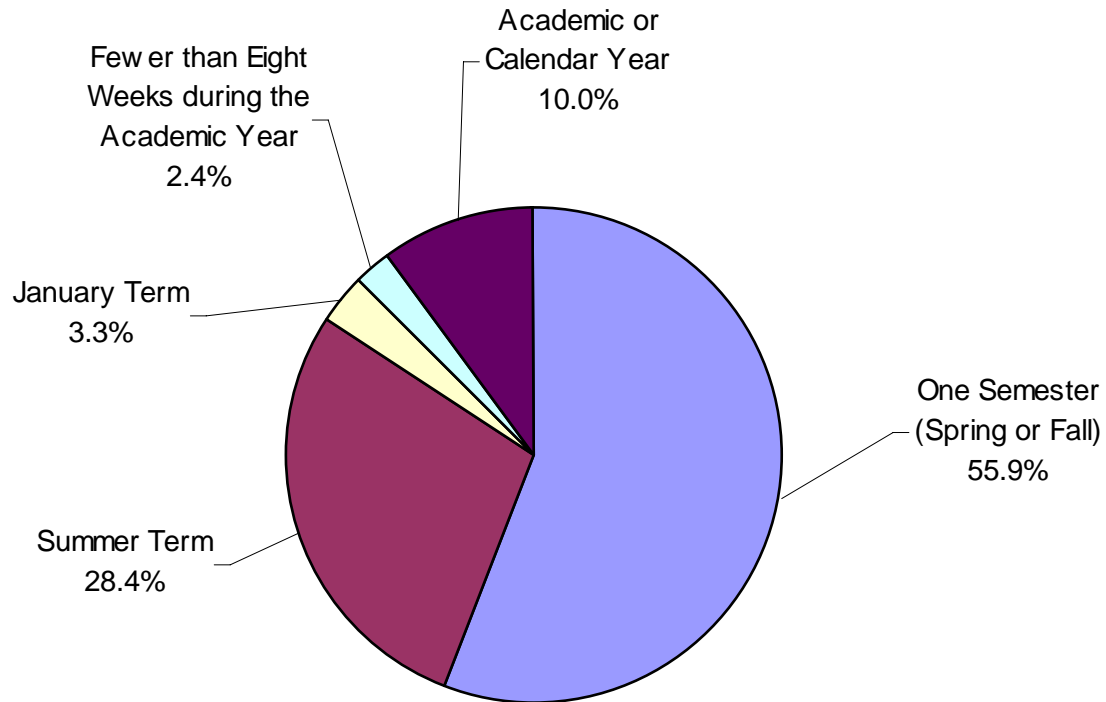
**Table 6. Participation by Race/Ethnicity**



<b>Race/Ethnicity*</b>	<b>UW-Madison Study Abroad 2006-07</b>
Caucasian	82.7%
Asian Pacific Islander	1.5%
Hispanic	2.5%
African-American	3.5%
Native American/Alaskan Native	0.6%
Do Not Know	9.3%

\* Ethnicity/Race categories as reported in Open Doors 2006/7.

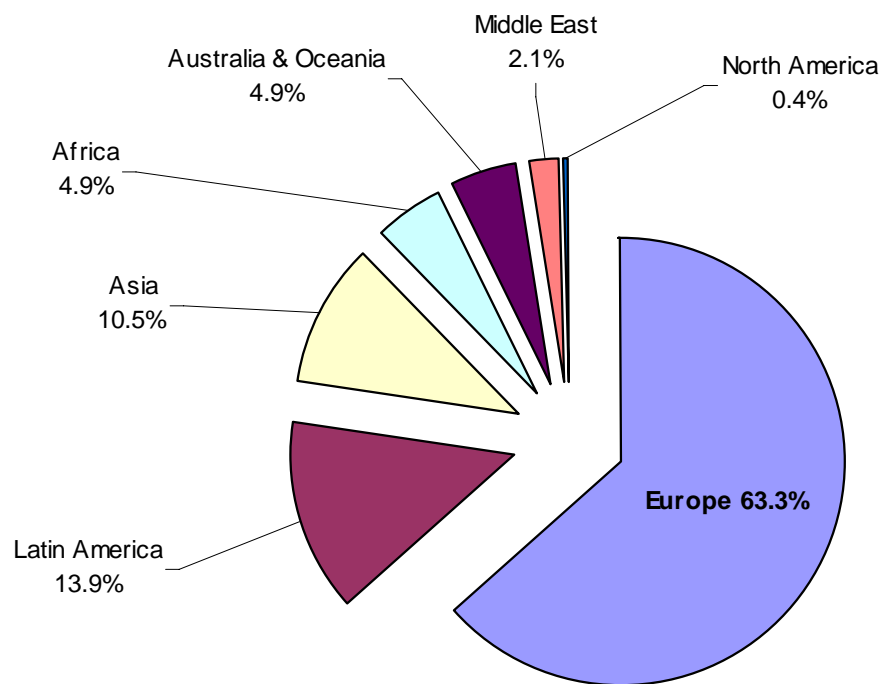
**Table 7. Participation by Program Duration**



Duration*	UW-Madison	Open Doors 2005-06
Short-term	34.1%	52.8%
Mid-length	55.9%	41.7%
Long-term	10.0%	5.5%

\* Short-term: summer, January term, or fewer than 8 weeks; Mid-length: one semester; Long-term: academic or calendar year

**Table 8. Participation by Program Region**



Region	UW-Madison 2006-07	National (Open Doors 2005-06)
Europe	63.3%	58.3%
Latin America	13.9%	15.2%
Asia	10.5%	9.3%
Africa	4.9%	3.8%
Australia & Oceania	4.9%	6.3%
Middle East	2.1%	1.2%
North America	0.4%	0.5%

Europe remains the most popular campus-wide study abroad region, attracting 63.3% of study abroad students. UW-Madison sends proportionally more students to Europe, Asia, Africa, and the Middle East than the national average. See *Table 9* for a breakdown of country totals.

**Table 9. Participation by Country**

Country	Participants
Angola	1
Argentina	31
Australia	85
Austria	26
Belgium	21
Belize	11
Brazil	5
Canada	7
Chile	33
China	122
China, Hong Kong	4
Congo, Rep. of (Brazzaville)	1
Costa Rica	11
Croatia	8
Cyprus	8
Czech Republic	32
Denmark	30
Dominican Republic	11
Ecuador	79
Egypt	10
Finland	3
France	156
Germany	54
Ghana	2
Greece	26
Guatemala	1
Honduras	1
Hungary	5
India	13

Country	Participants
Ireland	67
Israel	30
Italy	213
Japan	15
Kenya	16
Korea, Rep. of (South)	3
Mexico	62
Namibia	1
Nepal	1
Netherlands	15
New Zealand	3
Nigeria	1
Norway	9
Peru	1
Poland	6
Portugal	1
Russia	19
Senegal	7
Singapore	6
South Africa	32
Spain	270
Sweden	5
Switzerland	3
Taiwan	1
Tanzania	4
Thailand	21
Trinidad & Tobago	2
Turkey	10
Uganda	15

Country	Participants
United Arab Emirates	7
United Kingdom	160
Venezuela	3
Vietnam	4
Yemen	1
MULTI-DESTINATION	22
DO NOT KNOW	25
TOTAL	1858

**Table 10. IAP Program Participants: Majors by Popularity**

<b>Major</b>	<b>#</b>	<b>Major</b>	<b>#</b>	<b>Major</b>	<b>#</b>	<b>Major</b>	<b>#</b>
Spanish	163	Asian Studies	16	Genetics	4	Microbiology	2
Political Science	132	Biological Aspects of Conservation	16	International Business	4	Music Performance	2
International Studies	115	Geography	13	Law	4	Nutritional Sciences	2
History	75	Biochemistry	12	Molecular Biology	4	Public Health	2
English	73	Theatre & Drama	12	Physics	4	Rehabilitation Psychology	2
Communication Arts	59	Japanese	11	Portuguese	4	Religious Studies	2
Psychology	58	Music	11	Special Education	4	Textile and Apparel Design	2
Journalism	57	Russian	11	Statistics	4	Agricultural & Applied Economics	1
Biology	51	Human Development and Family Studies	10	Art Education	3	Agricultural Journalism	1
French	49	Italian	10	Astronomy - Physics	3	Applied Mathematics, Engineering and Physics	1
Economics	46	Social Work	10	Botany	3	Bacteriology	1
Sociology	37	Retailing	9	Clinical Laboratory Science	3	Biomedical Engineering	1
Anthropology	31	Accounting	8	Engineering Mechanics	3	Biomolecular Chemistry	1
Art History	30	Marketing	8	Hebrew	3	Cartography and Geographic Information Systems	1
Zoology	30	Medical Microbiology and Immunology	8	Individual Major	3	Chemical Engineering	1
Undecided	29	Management and Human Resources	7	Industrial Engineering	3	Comparative Biomedical Sciences	1
Chinese	28	Pharmacy	7	Scandinavian Studies	3	Computer Engineering	1
Nursing	27	Veterinary Medicine	7	African Languages and Literature	2	Dance	1
Interior Design	25	Languages and Cultures of Asia	6	Afro-American Studies	2	Horticulture	1
Latin American, Caribbean and Iberian Studies	23	Social Welfare	6	Agricultural Business Management	2	Human Ecology	1
German	22	Comparative Literature	5	Classics	2	Landscape Architecture	1
Art	21	Finance	5	Educational Leadership and Policy Analysis	2	Latin	1
Elementary Education	21	Kinesiology	5	Geology and Geophysics	2	Medical Science	1
Legal Studies	21	Mathematics	5	Health Education	2	Pharmacology and Toxicology	1
Women's Studies	18	Chemistry	4	History and History of Science	2	Real Estate and Urban Land Economics	1
Medicine	17	Communicative Disorders	4	Library and Information Studies	2	Risk Management and Insurance	1
Philosophy	17	Consumer Science	4	Linguistics	2	Wildlife Ecology	1

**Table 11. IAP Program Participants: Majors in Alphabetical Order**

<b>Major</b>	<b>#</b>	<b>Major</b>	<b>#</b>	<b>Major</b>	<b>#</b>	<b>Major</b>	<b>#</b>
Accounting	8	Communicative Disorders	4	International Business	4	Pharmacology and Toxicology	1
African Languages and Literature	2	Comparative Biomedical Sciences	1	International Studies	115	Philosophy	17
Afro-American Studies	2	Comparative Literature	5	Italian	10	Physics	4
Agricultural & Applied Economics	1	Computer Engineering	1	Japanese	11	Political Science	132
Agricultural Business Management	2	Consumer Science	4	Journalism	57	Portuguese	4
Agricultural Journalism	1	Dance	1	Kinesiology	5	Psychology	58
Anthropology	31	Economics	46	Landscape Architecture	1	Public Health	2
Applied Mathematics, Engineering and Physics	1	Educational Leadership and Policy Analysis	2	Languages and Cultures of Asia	6	Real Estate and Urban Land Economics	1
Art	21	Elementary Education	21	Latin	1	Rehabilitation Psychology	2
Art Education	3	Engineering Mechanics	3	Latin American, Caribbean and Iberian Studies	23	Religious Studies	2
Art History	30	English	73	Law	4	Retailing	9
Asian Studies	16	Finance	5	Legal Studies	21	Risk Management and Insurance	1
Astronomy - Physics	3	French	49	Library and Information Studies	2	Russian	11
Bacteriology	1	Genetics	4	Linguistics	2	Scandinavian Studies	3
Biochemistry	12	Geography	13	Management and Human Resources	7	Social Welfare	6
Biological Aspects of Conservation	16	Geology and Geophysics	2	Marketing	8	Social Work	10
Biology	51	German	22	Mathematics	5	Sociology	37
Biomedical Engineering	1	Health Education	2	Medical Microbiology and Immunology	8	Spanish	163
Biomolecular Chemistry	1	Hebrew	3	Medical Science	1	Special Education	4
Botany	3	History	75	Medicine	17	Statistics	4
Cartography and Geographic Information Systems	1	History and History of Science	2	Microbiology	2	Textile and Apparel Design	2
Chemical Engineering	1	Horticulture	1	Molecular Biology	4	Theatre & Drama	12
Chemistry	4	Human Development and Family Studies	10	Music	11	Undecided	29
Chinese	28	Human Ecology	1	Music Performance	2	Veterinary Medicine	7
Classics	2	Individual Major	3	Nursing	27	Wildlife Ecology	1
Clinical Laboratory Science	3	Industrial Engineering	3	Nutritional Sciences	2	Women's Studies	18
Communication Arts	59	Interior Design	25	Pharmacy	7	Zoology	30

**Table 12. IAP Program Participants: Certificates by Popularity and in Alphabetical Order**

<b>Certificate</b>	<b>Students</b>
European Studies	48
Global Cultures	41
Business	25
Women's Studies	23
Environmental Studies	21
Integrated Liberal Studies	17
African Studies	15
Criminal Justice	11
Archaeology	7
Chicano/a and Latina/o Studies	7
Classical Studies	7
East Asian Studies	7
Lesbian, Gay, Bisexual and Transgender Studies	7
Religious Studies	6
Global Health	5
South Asian Studies	5
Middle East Studies	4
Celtic Studies	3
Russian, East European and Central Asian Studies	3
French Studies for Business Students	2
International Engineering	2
Jewish Studies	2
Medieval Studies	2
Teaching English to Speakers of Other Languages	2
American Indian Studies	1
Asian American Studies	1
Educational Policy Studies	1
French Studies (Graduate Capstone)	1
Material Culture Studies	1
Technical Communication	1

<b>Certificate</b>	<b>Students</b>
African Studies	15
American Indian Studies	1
Archaeology	7
Asian American Studies	1
Business	25
Celtic Studies	3
Chicano/a and Latina/o Studies	7
Classical Studies	7
Criminal Justice	11
East Asian Studies	7
Educational Policy Studies	1
Environmental Studies	21
European Studies	48
French Studies (Graduate Capstone)	1
French Studies for Business Students	2
Global Cultures	41
Global Health	5
Integrated Liberal Studies	17
International Engineering	2
Jewish Studies	2
Lesbian, Gay, Bisexual and Transgender Studies	7
Material Culture Studies	1
Medieval Studies	2
Middle East Studies	4
Religious Studies	6
Russian, East European and Central Asian Studies	3
South Asian Studies	5
Teaching English to Speakers of Other Languages	2
Technical Communication	1
Women's Studies	23

Table 13. Special Students by Home Institution who Attended on an IAP Program

Home Institution	Aix	Bologna	Bonn	Chiang Mai	Coimbra	Florence	Freiburg	Kerala	Madrid	Madurai	Oaxaca	Quito	Saint-Louis	Tianjin	Varanasi	TOTAL
Bard College										1						1
Bowdoin College													1	1		2
Brown Univ				1				1								2
Centre College							1									1
Duke Univ						1										1
Eugene Lang College																1
Hampshire College																1
Ithaca College										1						1
Kenyon College										1						1
Macalester College					1											1
Marquette University								1								1
Michigan State Univ				1												1
Middlebury College					1											1
Mount Holyoke											1					1
Sarah Lawrence College											1					1
Smith College																1
Trinity College				1	1											2
Univ of Denver											1					1
Univ of Iowa					1											1
Univ of Massachusetts				1												1
Univ of Michigan														1		1
Univ of Minnesota	1		1													2
Univ of Northern Iowa					2											2
Univ of Oregon																1
Univ of Pittsburgh																1
Univ of Washington					1				1							2
UW-Eau Claire						1					1					2
UW-Milwaukee		1										1				2
UW-Oshkosh														1		1
UW-River Falls			2													2
Wellesley College					1											1
Wesleyan Univ				1												2
Other						1		1								3
<b>TOTAL</b>	<b>1</b>	<b>1</b>	<b>3</b>	<b>5</b>	<b>8</b>	<b>3</b>	<b>1</b>	<b>3</b>	<b>1</b>	<b>6</b>	<b>1</b>	<b>1</b>	<b>2</b>	<b>2</b>	<b>11</b>	<b>49</b>